



Half-Year Financial
Report as at 30 June
2015



Half-Year Financial
Report as at 30 June
2015





2015




Table of Contents

Company Officers	4
Directors' Report	7
Financial Highlights of the Salini Impregilo Group	8
Performance of the Group's operations in the first half of 2015	12
Operating Performance of the Main Projects and Order Backlogs	22
Human resources and organisation	58
Significant events	62
Outlook	64
Other information	66
Alternative performance indicators	68
Condensed interim consolidated financial statements as at June 30, 2015	71
Notes to the consolidated financial statements	80
Condensed interim consolidated financial statements of the Salini Impregilo Group - Scope of Consolidation	129
Statement on the condensed interim consolidated financial statements	141
Auditors' Report	145

Company
Officers

2015



Board of directors (i)

Chairman	Claudio Costamagna (*)
Chief Executive Officer	Pietro Salini
Directors	Marco Bolgiani
	Marina Brogi
	Giuseppina Capaldo
	Mario Giuseppe Cattaneo
	Roberto Cera
	Laura Cioli
	Alberto Giovannini
	Nicola Greco
	Pietro Guindani
	Geert Linnebank
	Giacomo Marazzi
	Franco Passacantando
	Laudomia Pucci

Executive Committee ()**

Chairman	Pietro Salini
	Claudio Costamagna (*)
	Alberto Giovannini
	Nicola Greco
	Giacomo Marazzi

Control and Risk Committee

Chairman	Mario Giuseppe Cattaneo
	Marco Bolgiani
	Giuseppina Capaldo
	Pietro Guindani
	Franco Passacantando

Remuneration and appointment committee

Chairman	Marina Brogi
	Nicola Greco
	Geert Linnebank
	Laudomia Pucci

Related party transactions committee

Chairman	Alberto Giovannini (***)
	Marco Bolgiani
	Marina Brogi
	Geert Linnebank

Board of statutory auditors (ii)

Chairman	Alessandro Trotter
Statutory Auditors	Teresa Cristiana Naddeo
	Gabriele Villa
Alternate Auditors	Roberta Battistin
	Marco Tabellini

Independent Auditors (iii)

KPMG S.p.A.

(i) Appointed during the ordinary Shareholder's Meeting held on April 30, 2015, and will hold office until the Board Meeting for the approval of the financial statement of December 31, 2017.

(ii) Appointed by the Shareholders' Meeting of April 30, 2014, and will hold office until December 31, 2016.

(iii) Appointed during the ordinary Shareholder's Meeting held on April 30, 2015, and will hold office for the period 2015 - 2023.

(*) On July 14, 2015 he resigned as Chairman of the Board, Member of the Board and Member of the Executive Committee. On the same date, Alberto Giovannini became the new Chairman of the Board.

(**) Following the resignation of Claudio Costamagna on July 14, 2015, the Committee has been reduced from five to four members.

(***) Alberto Giovannini, having been appointed Chairman of the Board on July 14, 2015 resigned from his role as Member of the Board and Chairman of Related party transactions committee and therefore: (1) The Board of directors appointed Giuseppina Cataldo as Member of the Related party transactions committee and (2) said Committee appointed Marco Bolgiani as Chairman.





Directors' Report

2015





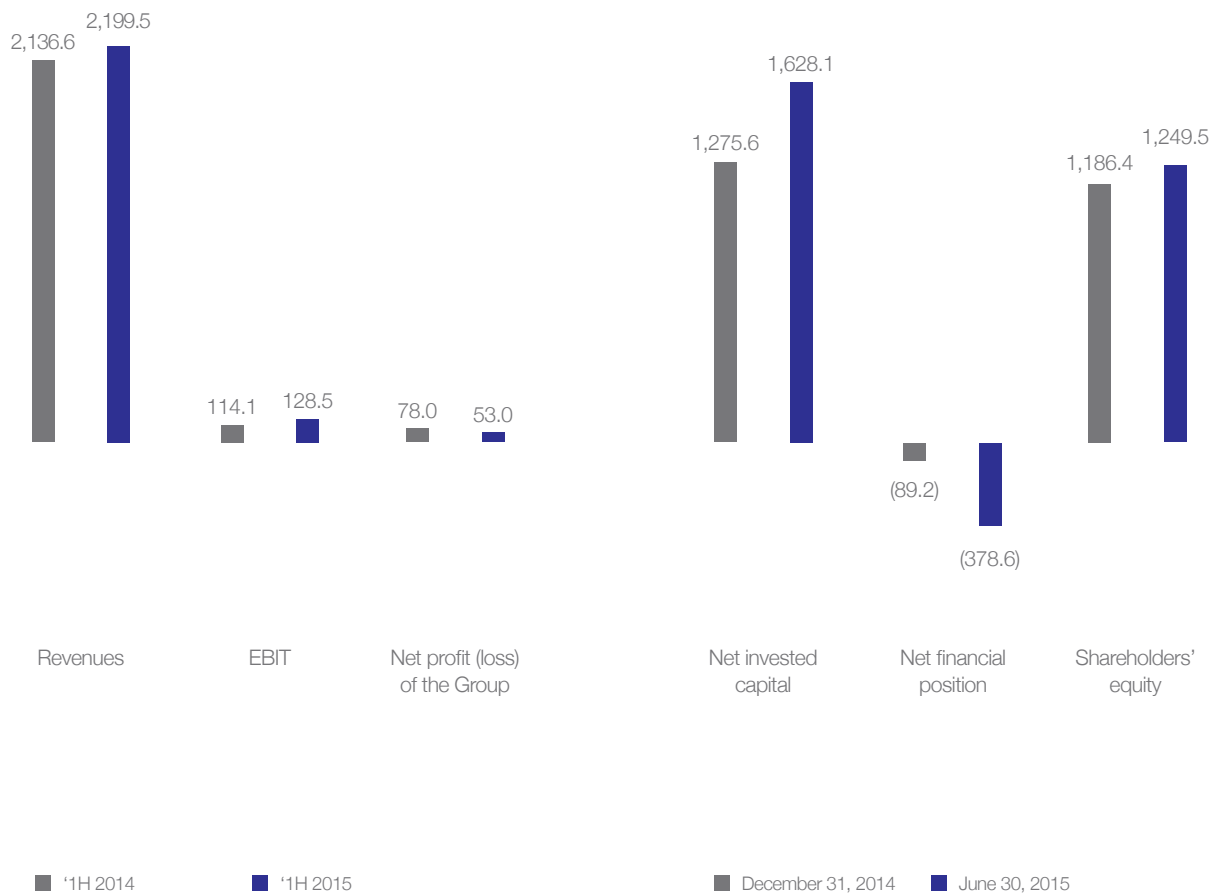
Financial Highlights of the Salini Impregilo Group

2015

Financial Highlights of the Salini Impregilo Group

The “Alternative performance indicators” paragraph in the “Other information” section provides a definition of the indicators in the statement of financial position and income statement used to analyze the Group’s financial highlights.

The income statement data for the first half of 2014 were reclassified in accordance with IFRS 5. The restatement concerned the adoption of the IFRS 10 and 11 standards according to the procedures followed starting from the consolidated financial statement as at December 31, 2014.



Financial Highlights of the Salini Impregilo Group

Consolidated income statement

(in millions of euro)	H1 2015	H1 2014 (§)
Revenue	2,199.5	2,136.6
Operating costs (°)	(1,970.2)	(1,939.3)
Gross operating profit (EBITDA)	229.3	197.4
EBITDA %	10.4%	9.2%
Operating profit (EBIT)	128.5	114.1
R.o.S.	5.8%	5.3%
Financing income (costs)	(22.6)	(90.7)
Gains (losses) on investments	1.2	1.7
Earnings before taxes (EBT)	107.2	25.2
Income taxes	(35.3)	(9.6)
Profit (loss) from continuing operations	71.9	15.6
Profit (loss) from discontinued operations	(11.6)	60.9
Profit (loss) for the period attributable to the owners of the parent	53.0	78.0

(§) The income statement data for the first half of 2014 were reclassified in accordance with IFRS 5 according the new transfer perimeter of the Todini Costruzioni Generali Group. The reclassification concerned the adoption of the IFRS 10 and 11 standards according to the modalities followed in the consolidated financial statement as at December 31, 2014 and June 30, 2015.

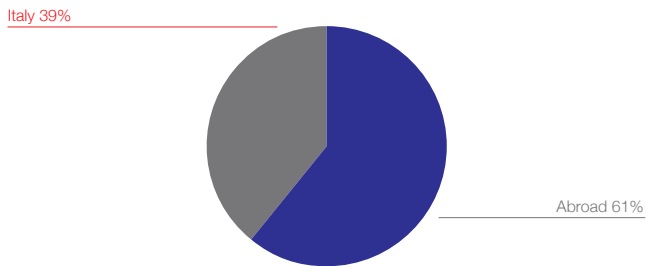
(°) They include provisions and impairment losses for € 2.8 million.

Consolidated statement of financial position

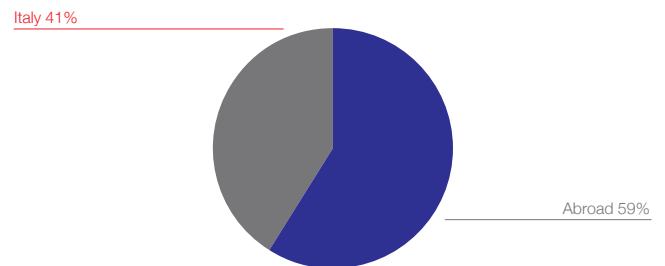
(in millions of euro)	June 30, 2015	December 31, 2014
Non-current assets	923.3	832.4
Non-current assets (liabilities) held for sale	67.3	84.1
Provisions for risks, post-employment benefits and employee benefits	(131.7)	(120.8)
Net tax assets (liabilities)	179.0	148.7
Working capital	590.3	331.3
Net invested capital	1,628.1	1,275.6
Equity	1,249.5	1,186.4
Net financial position	378.6	89.2

Order backlog by geographic region

June 2015
(total euro 33,298 mil.)

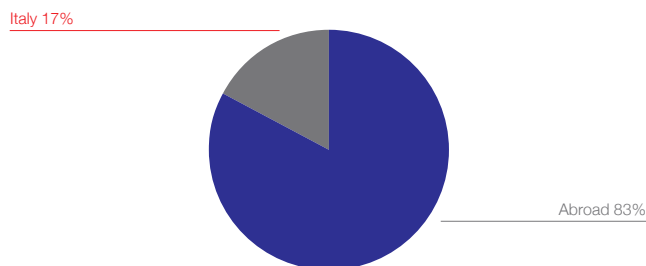


December 2014
(total euro 32,374 mil.)

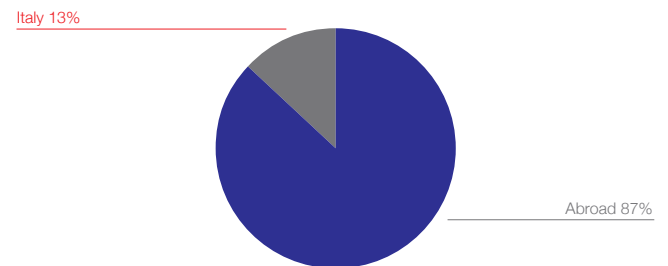


Revenue by geographic region

1H2015
(total Italy euro 384.1 mil. - total abroad euro 1,815.3 mil.)



1H2014
(total Italy euro 281.8 mil. - total abroad euro 1,854.8 mil.)





Performance
of the Group's
operations in the
first half of 2015

2015

Macroeconomic scenario and reference markets

In the first quarter of 2015, the global economy grew by 2.2 percent, 0.8 percent short of expectations, according to the International Monetary Fund. This was mainly due to a contraction in U.S. production. There were one-off factors that contributed to this weakness, such as the harsh winter weather and a curtailment in capital expenditure in the oil sector. Elsewhere, growth in output as well as demand in developing economies weakened.

Weakness in North America did not affect the underlying drivers that are helping boost consumption and investment in the United States. Wage growth, labor market conditions, easy financial conditions, lower fuel prices and a strengthening housing market remain, luckily, intact.

In Europe, the economic recovery in the Euro area seems broadly on track, with a robust recovery in domestic demand and inflation beginning to increase. Growth projections have been revised upward for many economies in the Euro area. Unfolding developments need to be monitored closely as their influence on the broader EU economic framework may be likely to imply a stronger influence than originally anticipated. Growth in developing economies is now expected to slow from 4.6 percent in 2014 to 4.2 percent in 2015, according to the IMF. The slowdown is the result of lower commodity prices and tighter external financial conditions - particularly in Latin America and oil-exporting countries - structural bottlenecks, a rebalancing in China and economic distress related to geopolitical factors, especially in the Commonwealth of Independent States and some countries in the Middle East and North Africa.

In advanced economies, growth is seen increasing from 1.8 percent in 2014 to 2.1 percent in 2015 and 2.4 percent in 2016. This gradual pickup is faster than was previously forecasted, partly thanks to accommodative monetary policies designed to get inflation back on target by supporting economic activity. Increased investment in public infrastructure remains a powerful policy tool to stimulate the economy. The need to implement structural reforms remains urgent in advanced economies, both to tackle crisis legacies and raise production.

In developing economies, macroeconomic policies to support demand are generally more limited. In many of these economies demand support should come from fiscal policy rebalancing to boost long-run growth, using measures such as tax reform and spending re-prioritization.

Among oil-importing countries, lower fuel prices have reduced pricing pressures and external vulnerabilities, easing the burden on monetary policy. Structural reforms to raise productivity and remove production bottlenecks are urgently needed in many economies.

Overall, these developments have not changed the outlook for the global economy. In advanced economies, it is seen growing more slowly in 2015 because of the weak first quarter. Globally, the IMF expects the economy to grow by 3.3 percent in 2015, marginally lower than in 2014, with a gradual pickup in advanced economies and a slowdown in developing economies. In 2016, growth is currently seen strengthening to 3.8 percent as a consequence of a rebound in activity for several distressed economies.

Analysis of the income statement and statement of financial position of the Salini Impregilo Group

This chapter presents the Group's reclassified income statement for the first half of 2015, together with its reclassified statement of financial position and the structure of its financial position at June 30, 2015. It also provides an overview of the main changes, at the consolidated level, in the income statement and in the statement of financial position compared with the data presented at the end of the previous year.

Unless otherwise stated, amounts are in millions of euros and those shown in parentheses refer to the previous year. The "Alternative performance indicators" paragraph in the "Other information" section provides a definition of the indicators in the statement of financial position and income statement used to analyze the Group's operating performance and financial position.

Introductory remarks concerning the comparability of the income statement and statement of financial position data

Non-current assets (liabilities) held for sale

Non-current assets held for sale as at June 30, 2015, mainly include two divisions held for sale of Todini Costruzioni Generali S.p.A. for whose transfer important negotiations are being carried out.

In particular, the item includes the following divisions:

Division A - Projects in Italy for which third parties have demonstrated an interest to purchase. It includes the Metrocampania contracts (Naples Alifana and Secondigliano), the Variante di Valico and Naples Sarno River contracts, the plant and machinery situated at the Lungavilla Depot.

Divisions B - Foreign division for which third parties have demonstrated an interest to purchase. It includes all divisions in Georgia, Ukraine, Azerbaijan, Bielorrussia and Kazakhstan. The division also includes the investments in subsidiaries connected to the projects, particularly: JV Todini Akkord Salini, JV Todini Takenaka and Todini Central Asia.

Please note that Todini Costruzioni Generali possesses other assets that, within the scope of a company project concerning the rationalisation of non-current assets, have been divided in the following two divisions:

Division C - Sale of business division to Salini Impregilo includes the Albanian, Argentinian, Romanian, Tunisian, Algerian, Greek, Dubai and Polish divisions, as well as the Cagliari Capo Boi, Rome-Fiumicino, Milan-Lecco, Corso del Popolo, Piscine dello Stadio and other minor projects that have nearly been finished.

Division D - Sale of business division to Imprepar. It includes the interest value, receivables and payables of some inoperative subsidiaries and associates of Todini Costruzioni Generali, sold to Imprepar S.p.A. with effect from July 1 2015.

These divisions are included under continuing operations in the condensed interim consolidated financial statements at June 30, 2015.

In the condensed interim consolidated financial statements at June 30, 2014, the subgroup Todini Costruzioni Generali was entirely classified under non-current assets classified as held for sale. Considering the perimetric variations resulting from the reorganization of Todini Costruzioni Generali in different divisions as previously illustrated, it was necessary, pursuant to IFRS 5, to restate the comparative data of the previous period, re-classifying Divisions C and D as they were to be transferred to the Parent and to Imprepar, under continuing operations.

Restatement of the comparative financial data for the first half year 2014

Starting from 2014, new international financial reporting and accounting standards have come into existence. Of these, IFRS 10 - Consolidated financial statements, IFRS 11 - Joint Arrangements and IAS 28 - Investments in associates and joint ventures, are greatly important for Salini Impregilo. For a detailed description of these standards and of their effects and impacts on the financial and results of operations of the Salini Impregilo Group, please refer to explanatory notes of the consolidated financial statement as at December 31, 2014.

For the purposes of this Half-year Financial Report as at June 30, 2014, please note that the information that is published herein has been restated following

the refinement of the modalities for adopting these principles.

The evolution of the interpretation of the IFRS principles that has developed during 2014, also due to the documentation published by the IFRIC and the consolidation of the international best practices adopted by the companies that use the IAS/IFRS principles, made us decide to use solutions for the interpretation of these principles that were also inclusive of the indications that came to light following the discussions concerning the actual meaning of certain expressions contained within the IFRS 10 and 11.

Following, the effects consequent to the restatements of the income statement as indicated above, in relation to the IFRS 10 and 11 principles and to the Todini divisions:

(Amounts in €/000)	First Half 2014 Reclassified	First Half 2014 Published	Change
Total revenue	2,136,638	2,108,969	27,669
Operating costs (*)	(1,939,280)	(1,916,282)	(22,998)
Gross operating profit (EBITDA)	197,358	192,687	4,671
<i>EBITDA %</i>	9.2%	9.1%	
Amortization	(83,225)	(78,783)	(4,442)
Operating profit (EBIT)	114,133	113,904	229
Return on Sales	5.3%	5.4%	
Financing income (costs) and gains (losses)	(90,656)	(86,776)	(3,880)
Gains on investments	1,704	4,987	(3,283)
Net financing costs and net gains on investments	(88,952)	(81,789)	(7,163)
Earnings before taxes	25,181	32,115	(6,934)
Income taxes	(9,569)	(12,204)	2,635
Profit (loss) from continuing operations	15,612	19,911	(4,299)
Profit from discontinued operations	60,883	55,314	5,569
Net profit (loss) before allocation to non-controlling interests	76,495	75,225	1,270
Non-controlling interests	1,482	4,065	(2,583)
Profit (loss) attributable to the owners of the parent	77,977	79,290	(1,313)

(*) They include provisions and impairment losses.

Group performance

Tab. 1 - Reclassified consolidated income statement of the Salini Impregilo Group

(Amounts in €/000)	Note (*)	H1 2015	H1 2014 (\$)	Change
Operating revenue		2,136,091	2,098,111	37,980
Other revenue		63,398	38,527	24,871
Total revenue	30	2,199,489	2,136,638	62,851
Operating costs (°)	31	(1,970,183)	(1,939,280)	(30,903)
Gross operating profit (EBITDA)		229,306	197,358	31,948
<i>EBITDA %</i>		<i>10.4%</i>	<i>9.2%</i>	
Amortization	31	(100,771)	(83,225)	(17,546)
Operating profit (EBIT)		128,535	114,133	14,402
<i>Return on Sales %</i>		<i>5.8%</i>	<i>5.3%</i>	
Financing income (costs) and gains (losses) on investments				
Financing income (costs) and gains (losses)	32	(22,561)	(90,656)	68,095
Gains on investments	33	1,211	1,704	(493)
Net financing costs and net gains on investments		(21,350)	(88,952)	67,602
Earnings before taxes (EBT)		107,185	25,181	82,004
Income taxes	34	(35,256)	(9,569)	(25,687)
Profit (loss) from continuing operations		71,929	15,612	56,317
Profit (loss) from discontinued operations	17	(11,631)	60,883	(72,514)
Net profit (loss) before allocation to non-controlling interests		60,298	76,495	(16,197)
Non-controlling interests		(7,269)	1,482	(8,751)
Profit (loss) attributable to the owners of the parent		53,029	77,977	(24,948)

(*) The note numbers refer to the notes to the half-year condensed consolidated financial statements where the items are analyzed in detail.

(°) They include provisions and impairment losses for € 2,889 thousands.

(§) The income statement data for the first half of 2014 were reclassified in accordance with IFRS 5 according to the new transfer perimeter of the Todini Costruzioni Generali Group. The restatement concerned the adoption of the IFRS 10 and 11 standards according to the procedures followed in the consolidated financial statement as at December 31, 2014.

Revenue

The total revenue booked in 2015, totalled € 2,199.5 million (€ 2,136.6 million) and included € 1,815.3 million generated outside Italy (€ 1,854.8 million).

Total consolidated revenue reports an increase of about 2.9% if compared to the same period of last year. This item's evolution is primarily due to the progress of some large-scale projects abroad, among which: the Red Line North project in Qatar, Line 3 of the Riyadh Metro

in Saudi Arabia, and the Skytrain project in Australia. In Italy, a development in terms of production for the High Speed/High Capacity Milan-Genoa railway line is noticeable, while the Pedemontana Lombarda Motorway has now been practically completed, offering therefore reduced production.

The item "Other revenue" includes mainly positive components of income originated in the projects in progress and arising from ancillary industrial activities not directly attributable to the contract with the client.

Operating profit

The performance of the operating activities in the first half of 2015, both in absolute terms and on a homogeneous basis compared with the same period of the previous year, was not affected by unusual occurrences extraneous to the production cycle. The operating profit achieved in the period reviewed in this Report reflects in a substantially consistent fashion the evolution of the production activities described in the comments to the item "Revenue". The period's margin is 5.8% (5.3%). The effects of the Purchase Price Allocation that regard the acquisition of the Impregilo Group, which occurred during 2013, amount to € 6.2 million and are mainly represented by the amortizations of intangible assets.

The overhead costs for the central corporate units and the other general expenses, for the period reviewed in this report, totalled approximately € 61.0 million (roughly € 75.1 million).

Financing income (costs) and gains (losses) on investments

Net financing costs showed a negative result of € 22.6 million (negative € 90.7 million) while net gains on investments were positive, amounting to € 1.2 million (positive for € 1.7 million).

With reference to the variation of the net financial expenses, totalling € 22.1 million, please note that the first half of 2015 was characterized by a lower average indebtedness and by lower interest rates, partly due to the renegotiation of the corporate financial debt during the period.

The caption includes financial costs equal to € 5.9 million (€ 7.2 million) that derive from the calculation of the amortized costs that did not give way to a monetary disbursement in the period subject to comment, having been totally liquidated during the preceding years.

Moreover, the variation of the result concerning financial management activities, in relation to the corresponding value for the same period of the last year reflects, among other things, the

effect that this decision has on the Group, with the aim of converting its net profit expressed in the Venezuelan currency (the so-called Bolivar Fuerte or VEF) instead of the two different official currencies that were used in the previous two years. In fact, in the Extraordinary Official Gazette No. 6,171 of February 10, 2015, the Ministry of Popular Power for the Economy, Finance and Public Banking (MPPEFBP) and the Central Bank of Venezuela (BCV) published the "Convenio Cambiario 33", through which the SICAD II exchange rate was introduced and a new official floating exchange rate was created, of which we have already commented in the notes for the consolidated financial statement as at December 31, 2014 section. The Group established that the SIMADI is the appropriate exchange rate to be used for converting the amounts into the Venezuelan currency, as it best represents the ratio according to which future financial flows, expressed in current currency can be regulated, in the event that these are verified at the valuation date, even considering the possibility of accessing the Venezuelan currency market and the Group's special needs for obtaining a different currency from the functional one.

In particular:

- With reference to the adoption of the SIMADI exchange, carried out during the first half of 2015, the update of the estimates determined an overall reduction of the value of the net assets, in local currency, for a total amount of approximately € 4 million.
- With regard to the first half of 2014, the currency named SICAD 2 was adopted. It stopped being used from June 30, 2014. The effect of adopting this exchange rate in the first half of 2014 was equal to € 55 million.

Income taxes

Income taxes amount to € 35.3 million (€ 9.6 million). Income taxes are estimated using a tax rate that one foresees to apply to the expected annual results, based on the updated estimate at the reference date.

Profit (loss) from discontinued operations

This entry has performed negatively with an amount of € 11.6 million (positive for € 60.9 million compared to the previous year). This result includes:

- a loss of € 6.8 million (loss for € 20.8 million) realised by Todini as regards the divisions subject to transfer to third parties;
- a loss of € 4.8 million (loss for € 3.5 million) reported by the remaining activities of the USW Campania Projects.

With reference to the First Half of 2014, the entry reported, in addition to what has been mentioned

above, the net profit equal to € 85.1 million recognized as a result of the completion of the sale of the investment, held by the Group through its subsidiary International Infrastructures N.V, in the German company Fisia Babcock Environment GmbH.

Non-controlling interests

Non-controlling interests amount to € 7.3 million (negative contribution of € 1.5 million). This result has been reached mainly through subsidiaries that deal with the works for the Stavros Niarchos Foundation Cultural Centre in Greece, for € 2.9 million and for the Red Line North Underground in Qatar for € 4.1 million.

Financial position of the Group

Tab. 2 - Reclassified consolidated statement of financial position of the Salini Impregilo Group

(Amounts in €/000)	Note (*)	June 30, 2015	December 31, 2014	Overall change
Property, plant and equipment, intangibles and non-current financial assets	5-6-7	923,295	832,355	90,940
Non-current assets (liabilities) held for sale	17	67,345	84,123	(16,778)
Provisions for risks	24	(108,513)	(97,527)	(10,986)
Post-employment benefits and employee benefits	23	(23,231)	(23,320)	89
Net tax assets (liabilities)	9-14-27	178,956	148,698	30,258
<i>Inventories</i>	10	260,955	262,740	(1,785)
<i>Contract work in progress</i>	11	1,608,354	1,252,769	355,585
<i>Progress payments and advances on contract work in progress</i>	25	(1,856,538)	(1,725,884)	(130,654)
<i>Receivables (**)</i>	12	1,699,612	1,614,350	85,262
<i>Payables</i>	26	(1,462,952)	(1,426,743)	(36,209)
<i>Other current assets</i>	15	665,703	689,997	(24,294)
<i>Other current liabilities</i>	28	(324,845)	(335,918)	11,073
Working capital		590,289	331,311	258,978
Net invested capital		1,628,141	1,275,640	352,501
Equity attributable to the owners of the parent		1,158,601	1,109,903	48,698
Non-controlling interests		90,896	76,513	14,383
Equity	18	1,249,497	1,186,416	63,081
Net financial position		378,644	89,224	289,420
Total financial resources		1,628,141	1,275,640	352,501

(*) The note numbers refer to the notes to the consolidated financial statements where the items are analyzed in detail.

(**) The Receivables item is considered net of € 46.2 million (€ 65.9 million as at December 31, 2014) classified in the net financial position, referred to the net receivables/payables financial position of the Group towards Consortiums and Consortium Companies (SPV) that function through cost transfers and that are not included within the Group's consolidation scope. The net receivables/payables position is included in the net financial position based on the actual liquidity or indebtedness owned by the SPV.

Net invested capital

The net invested capital amounted to € 1,628.1 million at June 30, 2015, for an increase of € 352.5 million compared with the end of the previous year. The main changes are primarily attributable to the factors mentioned below.

Property, plant and equipment, intangibles and non-current financial assets

Net property, plant and equipment, intangibles and non-current financial assets were up € 90.9 million. The main changes that occurred in this item compared with the end of the previous year are reviewed below:

- amortization and depreciation for the period caused a reduction of the net value of these assets for a total amount of € 100.8 million;
- investments in tangible assets of the period, amounted to € 106.4 million and have mainly concerned some large recently acquired projects in Ethiopia and in Qatar and in Italy, with particular reference to High Speed/High Capacity Milan-Genoa railway line;
- investments in intangible assets, totalling € 44.5 million mainly concerned the acquisition of an additional share in the Line 3 Metro project;
- changes to the consolidation scope for € 31.1 million, especially referred to the acquisition, with effect from end of June 2015, of the investments made in the Seli Tunnelling Denmark;
- the value of the investments, moreover, has increased by € 6,2 million, especially due to the effect of the capital injections made with reference to investments in unconsolidated companies.

Non-current assets (liabilities) held for sale

Non-current assets (liabilities) held for sale amounted as at June 30, 2015 to € 67.3 million. They include the net assets (liabilities) of the following units of the Group:

- the divisions of Todini Costruzioni Generali S.p.A. (net assets held for sale), for a total amount of € 61.7 million (€ 73.8 million); and

- net assets regarding the USW Campania Projects (net assets) for € 5.7 million, which have not changed respect to last year.

As at December 31, 2014, the entry being examined included, in addition to what has been mentioned above, an asset belonging to Co.Ge.Ma. S.p.A., a subsidiary, for a value equal to € 4.7 million, and whose transfer occurred during the first days of 2015.

The change in this entry compared with the previous year, largely reflects the classification of the divisions subject to corporate reorganization and the residual assets of the Todini Group under current assets, as well as the impairment losses reported by the Todini Group in relation to some projects that are being completed.

Provisions for risks

Provisions for risks amount to € 108.5 million and show an increase equal to € 11 million. Provisions for risks on equity investments have, in detail, shown an increase for € 0.6 million. The other provisions increase for € 10.3 million due to the combined effect of allocations for € 4.9 million, among which they gather provisions concerning Imprepar, or variations determined by the reclassification of Todini's divisions for 8.3 million, in addition to the utilizations for € 3.4 million and exchange differences equal to 0.5 million.

Post-employment benefits and employee benefits

The item amounts to € 23.2 million and decreased compared to last year's financial end of year of € 0.1 million, as a consequence, mainly linked, to the ordinary operational dynamics of the Group during the year.

Net tax assets (liabilities)

The item amounted to € 179.0 million, having increased € 30.3 million compared to December 31, 2014. The change reflects, mainly, the effects caused by taxes related to the period, at a consolidated level. One also needs to consider the different dynamics concerning foreign units, the movement of the relevant active and passive positions monitored according to the regulations of

Performance of the Group's operations in the first half of 2015

the Countries where the Group operates, as well as the dynamics concerning the downpayments for the current year.

Working capital

Working capital increased by € 259.0 million, from € 331.3 million to € 590.3 million.

The main changes in working capital related to developments in the Group's operating activities and the greater production on certain domestic and international contracts during the year. They are summarized below:

- Inventories totalled € 261.0 million, down € 1.8 million over the previous year due to the combined effect of increased procurement activity for the progress of foreign contracts, specifically concerning hydroelectric projects in Ethiopia, partially reduced by the effects produced by the reclassification of Todini's divisions.
- Current ongoing activities increase for a total of € 355.6 million, passing from € 1,252.8 million to € 1,608.4 million. This change - which regarded Italy for € 50.2 million and abroad for € 305.4 million - is consequent to the effects of production development, with particular regard to the contract orders concerning ongoing projects, and in particular to projects in Qatar, Ethiopia and Denmark. With regard to Italy: the Milan-Genoa High Speed - High Capacity railway line.
- Advances on contract work in progress and "negative" contract work in progress (i.e.: invoiced advances greater than the cumulative value of the projects constructed) totalled € 1,856.5 million with an increase equal to € 130.7 million. This change was mainly due to the effects of the following factors:
 - the net increase of contract advances for € 164.3 million, mainly due to the acquisitions of the period partially offset by the absorption of the payments reported in the preceding years through the development of production activities;
 - the decrease of the "negative current works" for a total of approximately € 85 million, with particular reference to projects in the USA, in Qatar and Nigeria.
- The current receivables show an increase for a total of € 85.3 million. In addition to the ordinary effects depending on the trend of the industrial activities during the period and the ordinary relations with customers and suppliers related to those activities, this change reflects the adjustment to the values expressed in Venezuelan currency to the official exchange rate ("SIMADI") adopted by the Group starting from March 2015 and depreciated compared to the exchange rate used before ("SICAD 2"). As a result of this adoption the effective value of the receivables (net of payables) denominated in Venezuelan currency decreased by € 7 million compared to December 31, 2014.
- Current payables show an increase for a total of € 36.2 million.
- Other assets decreased € 24.3 million. The other current liabilities decreased € 11.1 million compared to December 31, 2014, and particularly refer to compensation and expropriation liabilities of the new orders.

Net financial position

At June 30, 2015, the consolidated net financial position of the Group's continuing operations was negative and amounted to € 378.6 million (negative by € 89.2 million), while that of the non-current assets held for sale was negative and amounted to € 55.6 million (negative by € 81.3 million).

At the end of the period, the Net Debt/Equity ratio (based on the Net financial position of continuing operations), on a consolidated basis, was 0.3.

The net financial position for non-current assets held for sale refers to the divisions held for sale of Todini Costruzioni Generali S.p.A.

Changes in the financial position were determined by the investments made in property, plant and equipment and intangible assets on orders in the initial phase and by the absorption of liquidity deriving from operations, especially with regard to an increase of the working capital.

Gross debt increased by € 213.4 million compared to December 31, 2014, and is equal to € 1,645.5 million.

We would like to point out that Salini Impregilo has lent guarantees in favour of unconsolidated subsidiaries for a total of € 300.7 million, as the said subsidiaries received loans from banks and credit institutions.

The Group's net financial position at June 30, 2015, is summarized in the following table.

Net financial position of the Salini Impregilo Group

Tab. 3 - Net financial position

(Amounts in €/000)	Note (*)	June 30, 2015	December 31, 2014	Change
Non-current financial assets	8	106,673	89,124	17,549
Current financial assets	13	130,537	156,908	(26,371)
Cash and cash equivalents	16	983,451	1,030,925	(47,474)
Total cash and cash equivalents and other financial assets		1,220,661	1,276,957	(56,296)
Bank and other loans	19	(484,987)	(456,209)	(28,778)
Bond issues	20	(395,138)	(394,326)	(812)
Payables under finance leases	21	(96,302)	(102,310)	6,008
Total non-current indebtedness		(976,427)	(952,845)	(23,582)
Bank account overdrafts and current portion of financing facilities	19	(434,672)	(247,522)	(187,150)
Current portion of bond issues	20	(181,142)	(166,292)	(14,850)
Current portion of payables under finance leases	21	(48,474)	(60,231)	11,757
Total current indebtedness		(664,288)	(474,045)	(190,243)
Derivative assets	13	2	-	2
Derivative liabilities	22	(4,772)	(5,244)	472
Net financial position held by SPVs and unconsolidated project companies (**)		46,180	65,953	(19,773)
Total other financial assets (liabilities)		41,410	60,709	(19,299)
Total net financial position - Continuing operationse		(378,644)	(89,224)	(289,420)
Net financial position for assets held for sale		(55,565)	(81,292)	25,727
Net financial position comprising the non-current assets held for sale		(434,209)	(170,516)	(263,693)

(*) The note numbers refer to the notes to the consolidated financial statements where the items are analyzed in detail.

(**) This item acknowledges the net credit/debit position of the Group towards Consortiums and Consortium Companies ("SPVs") functioning through cost transfers and not included in the consolidation scope of the Group. The net credit standing and debt position is included in the item in the amount corresponding to the actual liquidity or indebtedness owned by the SPV. The receivables and payables that compose the balance of the item are respectively included among the commercial credit and commercial debts.



Operating
Performance of
the Main Projects
and Order
Backlogs

2015



ITALY

Pedemontana Lombarda Highway

The work calls for the final construction design and the construction of the first section of the Como and Varese Bypasses, and the link between the A8 and A9 highways (from Cassano Magnago to Lomazzo), with the construction of approximately 26 km of highway and secondary roads, including approximately 7 km of tunnels.

Moreover, on December 11, 2014 a service contract was signed for the executive design and complementary works for the realization of the systems necessary to implement "Free-Flow" toll collection systems for the first lot of the bypasses of Como and Varese, for an approximate amount of € 10 million.

On January 24 and 26, 2015, due to an anticipated delivery of the relative works, the Varese bypass and the relevant A8 - A9 motorway connections were finally opened to traffic.

On March 6, 2015, a service contract was initiated for the design and the complementary works for the realization of a dynamic toll collection system without barriers to be installed on metallic portal frames of the A8 - A9 motorway section and of lot 1 of the Como and Varese bypasses for an overall amount of approximately € 19 million. The contract concerns the installation of the "software" portion on the "structural part" that, instead, was the object of the "Free-Flow" contract undersigned on December 11, 2014.

Moreover, on May 23, 2015 the Como bypass was opened to traffic, as the works were delivered before the fixed date.

The percentage of work completion as of June 30, 2015 is equal to 97.8%.

Line 4 of the Milan Metro

Impregilo, the leader, representative and member of a grouping of companies consisting of Astaldi, Ansaldo STS, Ansaldo Breda, ATM (Azienda Trasporti Milanese, Milan Transport Company), and Sirti, won the final competitive bidding issued by the City of Milan to find a private partner of a joint enterprise for the concession to design, build,

and manage Line 4 of the Milan Metro. The new line, which will be fully automated (there will be no engineer on board), will encompass a total of 15.2 km along the Linate-Lorenteggio section. The project calls for the final detailed design and construction of two single-track tunnels, one in each direction, with 21 stations, 30 structures/ventilation shafts/exits, and a depot/workshop.

The total value of the investment - consisting primarily of civil engineering works, providing technological services, and mechanical services - is approximately € 1.7 billion, with about two thirds of the funding coming from public State and City contributions.

To coordinate the construction activities of the project, Salini Impregilo S.p.A. created the MM4 Consortium with only its private partners (Astaldi, Ansaldo STS, Ansaldo Breda, and Sirti). The MM4 Consortium (EPC Contractor), in turn, assigned the civil engineering and non-system facility works, worth approximately € 975 million to consortium members Salini Impregilo and Astaldi, who united for the execution of said works, with equal 50% shares in Metroblu S.c.a.r.l.

On June 20, 2013, the Addendum to the Ancillary Agreement was signed between SP M4 ScpA (a project company under ATI consisting of the same participating companies) and the client. This Addendum redefined the work schedule, focusing solely on the work for the "EXPO Section" and, among other things, increased the total investment to approximately € 1.8 billion.

On December 16, 2014 the joint company SPV LINEA M4 S.p.A. was established (in short, M4 S.p.A.), a concessionaire, formed between the City of Milan (with a share of 66.67%) and Private Partners (with a share of 33.33%); Salini Impregilo holds a share of 9.67%.

On December 22, 2014 M4 S.p.A. and the City of Milan undersigned, a Concession Agreement and, between the M4 S.p.A. and the CMM4 Consortium, the EPC (Engineering Procurement and Construction) Contract for the realization of the entire works. On the same date a "Contratto di Finanziamento Project" was signed between the concessionaire and the banks that finance the project.

The percentage completed as at June 30, 2015 is equal to 14.4%.

Port of Ancona

On September 12, 2013, Salini Impregilo, as leader of a grouping of companies, won the competitive bidding for the construction and management of the road link between the Port of Ancona, the A14 Highway, and State Route 16, "Adriatica". The value of the project is approximately € 480 million and the concession period is 30 years from completion of the work. The initiative under concession anticipates a total revenue of about € 2,540 million over the infrastructure management period. The project financing proposal submitted by the grouping of companies was declared of public interest by the ANAS Board of Directors in April 2008.

With a letter dated February 27, 2015, the Ministry of Infrastructures and Transportation informed the concessionaire with regard to the positive outcome of the approval process for the Agreement and its effect.

The activities for the realization of the final project are being currently carried out. They will be finished by September 2015.

Work on the new infrastructure will presumably begin in 2016, upon completion of the procedure for designing and approving the final plan, and will be completed within five years. The new roadway will be about 11 km long, including main and linking roads, and will represent a strategic undertaking aimed at optimizing traffic flow between the Port of Ancona, the city, and the major roadway consisting of the A14 highway, allowing for adequate growth of the Ancona logistics system based on the port, intermodal freight terminal and airport.

Milan-Genoa High Speed/Capacity Railway Line Project

In the consolidated interim financial statements as at June 30, 2014 railway line, which was awarded to the COCIV as the general contractor Consortium with a TAV (as operator of the State Railways)/COCIV Agreement dated March 16, 1992. Impregilo is the project leader.

As we know, the project underwent a complex, articulated pre-contractual phase, which evolved on a number of fronts from 1992 to 2011, many of which were contentious.

The contract for work on the Giovi Third Railway Crossing - Milan-Genoa High Speed/High Capacity Line, was signed in November 2011. The total value of the works awarded to the General Contractor COCIV led by Salini Impregilo with 68.25%, comes to approximately € 4.5 billion. The works and activities of the first and second lots of the project, already effective, amount to € 1,131 million.

With regard to significant facts during the first half of 2015 a series of Agreements have been entered into with RFI that brought to the following:

1. the definition of a flat rate amount for project adjustment activities (for a total amount of € 511.7 million of which the amount concerning the Lots that are already being used is equal to € 83.4 million);
2. a reduction of the value of the 3rd Lot, benefiting the subsequent ones, which is now € 537.1 million, of which the the approval process is yet in now in the final phase.

The percentage completed as at June 30, 2015 is equal to 9.5%.

Salerno-Reggio Calabria Motorway Project: Lots 5 and 6

The project involves the improvement and modernization of the last section of the Salerno-Reggio Calabria Highway in the stretch between the cities of Gioia Tauro and Scilla (Lot 5), and between Scilla and Campo Calabro (Lot 6). The Group participates to the project with a 51% share.

The percentage completed of Lot 5 as at June 30, 2015 was 97.5%.

With regard to Lot 6 the terms for a new expert opinion are currently being defined, so as to postpone the conclusion of the works to September 2015. The percentage completed as at June 30, 2015, was 95.4%.

Ionica State Highway

At the end of 2011, Impregilo, in partnership with Astaldi, won the ANAS competitive bidding for construction work on the third maxi-lot of the Ionica State Highway ("SS-106") to be assigned

to a general contractor. The value of the new contract is about € 791 million (of which 40% for Salini Impregilo). The new infrastructure involves the development of a total of 38.0 km from the junction with state road 534 (SS-534) to Roseto Capo Spulico (Cs). The main works of the project involve the construction of some 13 km of tunnels, about 5 km of elevated roads, and 20 km of embankments. The overall duration of the work is expected to be about 7 years and 8 months, including 15 months to develop the design (final and construction) and to prepare for the start of work, with the remaining 6 years and 5 months for the construction phase.

The percentage completed as at June 30, 2015 is equal to 2.5%.

Third lane of Venice-Trieste A4 Highway (Quarto d'Altino - San Donà di Piave)

In November 2009, the grouping of companies led by Impregilo S.p.A. as agent won the competitive bidding for the executive design and construction of the extension to the third lane of the Venice-Trieste A4 Highway in the section between the cities of Quarto d'Altino and San Donà di Piave (VE). The total value of the contract is € 224 million.

The works include widening the highway over a distance of 18.5 km with construction of a third lane, and, in particular, construction of two new viaducts over the Piave River.

Verona-Padua High Speed/Capacity Railway Line Project

The IRICAV DUE consortium is the general contractor of RFI S.p.A. for the design and construction of the Verona-Padua line, under the agreement dated October 15, 1991; role confirmed by the arbitration award of May 23- 26, 2012, res judicata. The Salini Impregilo Group participates in the Consortium with a share of 34.10%, greater by 6.82% due to the acquisition of shares by Lamaro Appalti, a partner, currently being finalized.

By resolution No. 94 passed on March 29, 2006, the CIPE had already approved the preliminary project for Phase 1a of the Verona-Padua line from Verona to Montebello Vicentino and from Grisignano di Zocco to Padua, rendered functional by the

requirements and recommendations proposed by the Ministry of Infrastructures and Transportation and implemented by the CIPE which ensures the connection from Montebello to Grisignano through the Vicenza station.

On June 30, 2015 the Consortium concluded the delivery of all the project drawings to Rete Ferroviaria Italia for the definite project of the Verona - Vicenza sub-section. On the same date, the commercial offer for said sub-section was also communicated.

Currently, a technical preliminary investigation for the technical project that has been delivered is currently ongoing, and also a verification for its economic fairness. The investigation should end by the end of August 2015.

Lastly, in relation to this project and the fact that the Group was represented in it, even before the merger between Salini and Impregilo by shares held separately by the companies in the consortium, the period prior to that reviewed in this report reflected the portfolio value limited to the portion attributable to the former parent. This circumstance, which took account of the substantial standstill of the dispute with the client prior to the events described below, as well as the different assumptions made in previous years in relation to the probability of restoring the correct contractual situation of the consortium, was considered to have passed in the light of the events and, the portfolio value was presented in a homogeneous manner and included all of the shares attributable to the Group, currently estimated to be approximately € 1,700 million.

Rome Metro Line B

On June 13, 2012, after having passed the static testing and all authorisations, the new section of Line B1 connecting Piazza Bologna to Piazza Conca d'Oro was put into operation, with the Mayor of Rome and the city's top dignitaries in attendance.

Temporary acceptance was completed in February 2013, while legal proceedings started for the recognition of the reserves posted in the final account.

The Conca d'Oro-Jonio section, whose contractual

Operating Performance of the Main Projects and Order Backlogs

overall value amounts to € 185.5 million, as at June 30, 2015 is practically finished, except for some minor works that are currently suspended and whose execution is subordinated to the decision of the Commissioning Body. The railway part of the works and the Jonio station have been delivered and the new section has been opened to use on April 21, 2015 and the advancement in relation to the date of delivery is 99.8%.

Finally, on April 17, 2015, Roma Metropolitana, having read the decision made by the Council of State and the consequent validity and effectiveness of the awarding of MetroB S.r.l., pointed out, considering the possible difficulties with regard to the acquisition of the town planning variants for some of the areas part of the estate improvement, a possible re-modulation of the financial side of the works.

ABROAD

Greece

For a review of the main types of critical issues identified within the Group's operations in Greece, refer to the information provided in the Director's Report section, under the heading "Risk areas and Litigation".

Thessaloniki Metro Project - Joint Venture AIS for civil works

This project regards the construction of the Thessaloniki automated metro. The contract was signed in 2006 and Salini Impregilo is participating together with the Greek construction companies Aegek and Seli, with a 42,5% for the civil engineering portion. The project involves construction of an automated subway with construction of two tunnels, each 9.5 km long, and 13 new underground stations.

The total updated amount of the civil engineering works amount to € 668.9 million.

The percentage of work completed as at June 30, 2015, was 32.2%.

Among the significant facts characterising the first half of 2015 it is important to notice that JV exercised the right to claim the termination of the

contract with Attiko Metro (customer) as the latter did not complete the works within the time set by the law in force. The Customer challenged the claim and, therefore the negotiations between the parts started in order to redefine the terms of the contract. These initiatives are still currently ongoing and the timings are also in part conditioned by the contingent Greek situation.

When in an agreement there is a delay, civil engineering works proceed slowly and concern, nearly exclusively, the conservation and the implementation of the safety measures for the existing works. The JV has proposed a cost reduction plan, being that JV cannot invoice the Customer.

Stavros Niarchos Foundation Cultural Center

At the end of 2012, Impregilo was awarded the construction of the new Stavros Niarchos Foundation Cultural Center in Athens, Greece, as part of a joint venture with the Greek company Terna S.A. The contract value is approximately € 325 million with Impregilo's share being 51%, fully guaranteed and paid by the Foundation. The design, created by the architectural firm Renzo Piano Building Workshop, calls for the construction of an ecologically sustainable multipurpose center located about 4.5 km from the centre of Athens, which will occupy a total area of 232,000 m², most of which devoted to a public park, to be completed in 38 months after work starts. The initiative also provides for construction of the new headquarters of the Greek National Opera, which includes a 1400-seat main theatre and a 400-seat experimental theatre, and the National Library, which will be open to the public and will contain up to 750,000 volumes. Lastly, under the contract, the activities of managing and maintaining the Cultural Center for a period of five years for an additional value of about € 10 million will be allocated, once construction of the opera is completed.

The percentage of work completion as at June 30, 2015, was 68.1%.

At a date subsequent to June 30, 2015, a variant of the contract has been agreed upon with the Customer that, among other things, sets the term for the partial delivery of the works to March 31, 2016.

Denmark

On January 7, 2011, the subsidiary Copenhagen Metro Team I/S, a Danish company in which Salini Impregilo S.p.A., Tecnimont Civil Construction, and S.e.l.i. are shareholders, signed a contract to build the new Copenhagen Metro, one of the most modern transit infrastructures in the world.

The “Copenhagen Cityring Project” consists of the design and construction of the new metro loop located in the city center, including 17 stations and two tunnels for about 17 km, with an expected traffic of 240,000 passengers per day.

The original value of the contract of € 1,497 million was updated to € 1,657 million as a result of additional acts, the last of which, in order of time, on October 22, 2014 assigned supplementary works for approximately € 240 million. To this amount one must add approximately € 55 million for price revision, bringing the total value of the contract to approximately € 1,872 million.

The main ongoing activities concern the excavations of the underground sections and renovation works on all 22 sites, as provided for by the contract (17 stations and 5 wells).

Lastly, in 2013, 39.995% of Tecnimont Civil Construction's share in Copenhagen Metro Team I/S was bought out, allowing the Group to hold nearly 100% of the partnership of companies involved in the work.

The percentage of work completion as at June 30, 2015, was 61.1%.

Romania - Orastie - Sibiu motorway

In April 2011, Impregilo won the competitive bidding for the design and construction of lot three of the Orastie-Sibiu highway from the Romanian National Highway Company (CNADNR). The value of the contract is approximately € 144 million, 85% funded by the European Community and the remaining 15% by the Romanian government. The Orastie-Sibiu project is part of a broader project called the “Highway 4 Corridor”, which will connect the city of Nădlac located on the Hungarian border to the city of Constance located on the western shore of the Black Sea.

The percentage of work completion as of June 30, 2015, was 98%.

Romania - Lugoj - Deva

On October 11, 2013, the joint venture consisting of Salini Impregilo S.p.A. and S.E.CO.L. signed a contract with the Romanian National Highway Company (CNADNR) for construction of the Lugoj-Deva road Lot 2.

The project, valued at approximately € 127 million, will last 30 months, the first six of which for design activities.

As at June 30, the contract time that has passed is 19 months and the work progress as at June 30, 2015 is approximately equal to 20.4%.

Poland

On November 14, 2014 the Group won a contract for the realization of approximately 21.5 km of the S7 Expressway between the “Kielce Południe” and “Jędrzejów”, situated at approximately 200 km south of Warsaw. The awarded lot is part of the project for the general renewal of the S7 Expressway that cuts through Poland from north to south, connecting Danzica to Cracovia. The project's value is approximately € 143 million, funded for more than 50% by the European Community.

The percentage of work completion as at June 30, 2015, was 0.8%.

Austria

The Brenner Base Tunnel is a railway tunnel that connects Fortezza (Italy) to Innsbruck (Austria) for 55 Km. The lot currently in construction and subject to the contract is situated at north of the Base Tunnel in the City of Innsbruck. The project includes: the Tulfes emergency tunnel, East-West interconnection between the current railway tunnel and the future tunnel, realised using the traditional method, extension of the East and West areas of the main Ahrental, extension in the exploratory access shaft.

The contract was signed in May 2014 and is between the Brenner Basis Tunnel - BBT SE - and the joint venture composed of Salini Impregilo (49%) and Strabag (51%). The works began in July 2014 and must be completed by April 2019.

Operating Performance of the Main Projects and Order Backlogs

The total amount for the works is € 377 million.

The percentage of work completion as of June 30, 2015, was 9.5%.

Turkey

On November 17, 2011, the subsidiary SKG, in which Kolin and Generali Costruzioni Ferroviarie also hold a stake, received the order to start work on the “Rehabilitation and reconstruction of the Kosekoy-Gezbe section of the Ankara Istanbul high speed train project”.

The initiative, emblematic of the remodernization of Turkey’s transportation system, includes the dismantling of the current railway line and the subsequent construction of a new dual-track line some 55.6 km long connecting the country’s two “capitals”. The new railway line will have an operating speed of 160 km/h.

The percentage of work completion as at June 30, 2015, was 93.8%.

On March 26, 2013, the Ministry of Health of the Republic of Turkey awarded Salini S.p.A., (now Salini Impregilo S.p.A.), as part of a joint venture with the Korean company Samsung C&T, the Dutch company Simed, and the local company Kayilnsaat, a concession to build and manage an important hospital complex in the city of Gaziantep with a total of 1,875 beds on a surface area of just over 500,000 square meters.

The initiative will be carried out based on the PPP (Public Private Partnership) model through an SPV (Special Purpose Venture) in which Salini Impregilo held 28%, and now holds 35.5% due to the exit of the Dutch company Simed. In turn, the SPV will assign the design, construction, and supply work to a joint venture consisting of Salini Impregilo, Samsung, and Kayi, for a total value of approximately € 510 million.

The preliminary design of the healthcare facility (Conceptual Design) was completed at the end of February 2014 and the next phase is currently underway.

Belarus

A contract was signed on July 19, 2011 for the resurfacing of roughly 53 km of the M5 Minsk-Gomel

road stretch, for a total value of approximately € 93 million.

Physical production started in November 2011, after the client delivered the four acquired lots, and was completed on November 15, 2013.

The contract is currently in the maintenance period, which will end on November 15, 2015.

Malaysia

In Malaysia, at approximately 200 km north of Kuala Lumpur, in the Pahang State, the Ulu Jelai hydroelectric project is currently being realised. The project is initially composed of a first lot regarding the access roads (CW1), and a second lot (CW2+EM1) that includes the realisation of dam in Rolled Compacted Concrete, 90 metres high, a “cavern-type” hydroelectric plant with two Francis turbines for a total of 382 MW, inclusive of all hydro-electro-mechanical equipment with water intake solutions and approximately 25 km tunnels of which approximately 15 km realised using TBM (Tunnel Boring Machine) technology.

In December 2013, a third awarding for the project was consisting in the safeguard of the basin’s banks using filters and micro-piles, worth approximately € 80 million, taking the contract’s value to € 680 million.

The percentage of work completions as at June 30 2015 is approximately equal to 85.6%.

Kazakhstan Almaty - Khorgos

In July 2013, Impregilo S.p.A. and Todini Costruzioni Generali S.p.A., in joint venture with a local company, were awarded the works for the realisation of four lots of the motorway that connects Almaty to Khorgos.

The project, promoted by the Ministry of Transport and Communication of the Kazakhstan Republic, is worth € 272 million.

The works, funded by the World Bank, consist in the construction and widening of the existing motorway for 193 km, with the construction of four overbridges and four bridges.

These four lots are part of a bigger project named “Western Europe - Western China International Transit

Corridor”, which is a road corridor between Western Europe and Western China, the so-called, new “Silk Road”, aimed at improving the infrastructure network of the area, developing commercial exchanges from and towards Europe.

The project is currently in the full operational phase and it should be finished during 2016.

The percentage of work completion as at June 30, 2015, was 38.4%.

Kazakhstan Almaty - Ust - Kamenogorsk

The Group’s capacity to hold a strategic role in the construction of infrastructure works in the Country, is confirmed once again as the subsidiary Todini Central Asia was awarded, during July 2013, a contract for the reconstruction of a lot of the Almaty - Ust - Kamenogorsk, for a 41 km section with 3 bridges and 2 flyovers and a value of approximately € 95.7 million.

The percentage of work completion as at June 30, 2015 was 74%.

United Arab Emirates - Dubai R881

After a slow down period of about two years caused by the economic recession that kept the country from being able to maintain regular progress payments, the “R881 Comprehensive Improvements of the Parallel Roads” project for construction of a highway section (Lots 2C and 3A) in the city of Dubai resumed full production activity during 2012, also due to approval of some claims for Lot 2C 40 million of AED) and because of further advancements for lot 3A.

The project primarily consists of the construction of 30 bridges, new road pavement for more than 200,000 square meters, and repositioning of a large number of ancillary services.

All structures and roads were opened to traffic in December 2013. The “Taking Over Certificate” for Lot 3A was issued on April 15, 2014, while the progress percentage of Lot 2C as of June 30, 2015 was 99.7%.

Arab Emirates - Abu Dhabi Highway Lot B - Dubai

On December 20, 2013, Salini Impregilo was awarded

Lot B of the new Abu Dhabi-Dubai highway in the United Arab Emirates. The work was commissioned by the Abu Dhabi General Services (the so-called “Musnada”) and is one of the largest infrastructure projects in the country as part of the innovative “Plan Abu Dhabi 2030”. The contract awarded to a consortium consisting of Salini Impregilo S.p.A. and the local builder Tristar Engineering & Construction (TE&C) involves the construction of a total of 28 km of the Abu Dhabi-Dubai highway, to be completed in 27 months. Work on Lot B of the project is valued at approximately 840 million United Arab Emirates Dirhams (AED). As at June 30, 2015 the percentage of works completion was 54.2%.

Qatar - Red Line North Underground

On May 17, 2013, Impregilo, as leader of a partnership of companies with a 41.25% share, won the competitive bidding launched by Qatar Railways Company for the design and construction of the “Red Line North Underground” of Doha. The “Red Line North” will extend northward for about 13 km from the Mushaireb station, with the construction of seven new underground stations. In particular, the project calls for the excavation of two parallel tunnels, one in each direction, which will be about 11.6 km long and have an inside diameter of 6.17 meters. The new project, along with 3 other metro lines, is part of a program led by Qatar to build a new infrastructure mobility system as part of the National Development Plan for 2030 (“Qatar National Vision 2030”), which provides for significant investments to ensure sustainable economic growth over time within the country and abroad.

The total value of the “Red Line North” contract comes to approximately 8.8 billion Qatari Rial, equal to about € 2.2 billion, of which approximately € 900 million for design and civil engineering works and about € 1.3 billion for provisional sums for preparation work, electromechanical systems, and architectural work on the stations.

The percentage of work completion as at June 30, 2015, was 16.6%.

Saudi Arabia - Riyadh Metro Line 3

On July 29, 2013, Impregilo, as the leader of an international Consortium whose members include the Italian company Ansaldo STS, the Canadian company

Operating Performance of the Main Projects and Order Backlogs

Bombardier, the Indian company Larsen & Toubro, and the Saudi company Nesma, won, with a 18.85% share, a major contract issued by the Riyadh Development Authority for the design and construction of the new Riyadh Metro Line 3 (40.7 km), the longest line of this major project in the Saudi Arabian capital's new metro network.

The lot assigned to the Consortium is an important part of the broader concurrent project for construction of the new Riyadh metro network (consisting of 6 lines with an overall length of about 180 km), worth a total of about \$ 23.5 billion, in which another two global groups, including some of the largest companies in the world, are awardees for two other mega lots awarded at the same time as the lot awarded to the Consortium, which will be led by Salini Impregilo: one led by the American company Bechtel consisting of Altabani, CCC, and Siemens, and the other led by the Spanish company FCC consisting of Samsung, Freyssinet Arabia, Strukton, and Alstom.

The overall value of the works to be done by the Consortium for design and construction of the entire Line 3 is about \$ 6.4 billion, of which about \$ 5.3 billion for civil engineering works.

The percentage of work completion as at June 30, 2015, was 4%.

Libya

For a review of the main types of critical issues identified within the Group's operations refer to the information provided in the Directors' Report under the heading "Risk areas and Litigation".

South Africa - Ingula Hydroelectric Plant

The procedures for Impregilo's participation in the construction of a hydroelectric plant in South Africa, together with CMC of Ravenna and a local company, were finalized in March 2009. The overall value of the project, in which Salini Impregilo has a 39.2% stake, is currently equal to about € 948 million. The initiative, called the "Ingula Pumped Storage Scheme" involves the construction of a generation and pumping plant with a total installed power of 1332 MW, which will generate electricity during peak hours and will reuse the same water by pumping it into an upstream basin during off-peak hours.

The percentage of work completion as at June 30, 2015, was 94.9%.

Ethiopia - Gibe III Hydroelectric Plant

The contract was signed on July 19, 2006 for about € 1,607 million and includes the construction of a 1,870 MW hydroelectric power plant consisting of an RCC (Roller Compacted Concrete) dam measuring 243 meters high with an open-air power plant.

Other permanent works consist of a total of 75 km of access roads, a new bridge over the Omo River, and camps and structures for the client.

In addition, an agreement was signed with the client in 2010 for the construction of the 66-kV electrical power line from the Sodo-Wolayta substation to the Gibe III site. This line and its substations will remain the property of the client EEPCo, but as compensation Salini Impregilo (then Salini) will receive electrical power at a preferred rate compared to the national standard.

The percentage of work completion as at June 30, 2015, was 91.4%.

"Grand Ethiopian Renaissance Dam" (GERD) Hydroelectric Power Plant

A contract for building the "Grand Ethiopian Renaissance Dam" Hydroelectric Power Plant (GERDP) was signed between Salini Costruttori and the EEPCo (Ethiopian Electric Power Corporation) on December 30, 2010. The contract calls for the construction of the largest dam on the African continent (1,800 meters long, 170 meters high, and a total volume of 10 million cubic meters) and two power plants on the banks of the Blue Nile equipped with a total of 16 turbines, each rated at 375 MW.

Addendum No. 2 was signed on March 12, 2012, to formalize the client's request to increase the voltage of the power line between Beles and the GERDP from the originally planned 132 kV to 400 kV. This change led to an increase in the contract value to € 42 million, bringing the overall total of the project to the current € 3.6 billion.

Construction work on the riverbank power plants, the permanent camp, and the construction site roads is mostly completed, as well as works on diverting the Nile into the special channel.

The percentage of work completion as at June 30, 2015, was 40.7%.

Nigeria

For a review of the main types of critical issues identified within the Group in Nigeria, operations refer to the information provided in this Directors' Report under the heading "Risk areas and Litigation".

Work on the "Gurara Dam and Water Transfer Project, Lot A - Dam and Associated Works" project is in the completion phase. The current value of the contract, including the various contractual additions issued over the years (the contract was signed on January 30, 2001) comes to about € 622 million. The 9 million m³ earth and rockfill dam, intake works, and 30 MW hydroelectric plant are complete; the irrigation perimeter, and the access road to the right have been completed. The 132 KW high-voltage power transmission line and the access road to the dam on the left are nearly completed.

The percentage of work completion as at June 30, 2015, was 98.7%.

Work is continuing on the "Development of Idu Industrial Area Engineering Infrastructure" contract (valued at approximately € 251 million), consisting of the primary urban development works in a new district of the capital Abuja, intended for industrial use. The sewer and drainage networks are complete, 60% of the road network, including 4 viaducts, is paved, and construction is starting on the water supply and power supply grids.

The percentage of work completion as at June 30, 2015, was 75.5%.

Work on designing and building the "Nigeria Cultural Centre and Millennium Tower" is also progressing (contract value of approximately € 409 million). The tower structure has reached its final height of 170 m and the sails have been mounted. The works concerning the circular structure of the restaurant of the "Millenium Tower" have been completed: covering and inclined part with aluminium and glass; inside a mechanical system for rotating one of the floor rings. The underground parking garage beneath the square has been completed, the artificial tunnel linking the two plots of the project is complete, and the structures of the 7 buildings that make up the Cultural Centre

and the Auditorium are at an advanced stage of construction. The Auditorium's steel covering has been completed. The installation engineering works of the multifunctional center and the urban installation still need to be done.

The percentage of work completion as of June 30, 2015, was 36,2%.

The urban highway stretch of the "Extension of Inner Southern Expressway (ISEX)" for a value of roughly € 70 million by the Federal Capital Development Authority with a contract signed on January 13, 2010, is in an advanced stage of construction. So far, 3 of the 4 major bridges have been completed, and of the fourth viaduct only a span needs to be completed. Drainage works are nearly completed and the majority of the road is paved, while the earthwork of the last interchange of the project is in progress.

The percentage of work completion as at June 30, 2015, was 87.5%.

Construction of the "Dualization of Suleja Minna Road in Niger State", a contract obtained in November 2010 with a value of approximately € 55 million and 40 km in length, is under-way. The earthwork and drainage works are currently in the completion phase, paving is partially completed, except for the ramps of the two interchanges connected to the project. 25 km of road has been paved and the five bridges of the project have been completed.

Salini Nigeria on January 16, 2015 won the contract for the dualisation of the carriageway of the Suleja Minna road (Phase II) worth € 112 million. The contract will see the construction, in 48 months, of a new carriageway between km. 60 and km 101.

The percentage of work completion as of June 30, 2015, was 28.9%.

Similarly, the "Development of District 1 Abuja North Phase IV West" project is being developed, worth a total of about € 227 million. The bidding process was conducted in two phases (phase 1 December 30, 2010 and phase 2 March 5, 2012). The construction of one of the main viaducts of the project has been currently completed and the remaining box culverts of quadrant 1. On the same quadrant the earthworks are being completed and also the underground works like drainage and sewers.

Operating Performance of the Main Projects and Order Backlogs

The percentage of work completion completion as of June 30, 2015, was 12.6%.

The “Adiyan Waterworks Phase II” project worth € 232 million was acquired. This project consists of the design and construction of a water treatment plant with a capacity of 320,000 m³/day, intended to meet a portion of the Lagos population’s water needs. The civil works on the treatment plant are at an advanced phase of construction. The civil works for the intake structure from the river and the conduit are yet to be started. The electromechanical parts are starting to be supplied, and a part has been delivered to the work site. The work has to be delivered by July 9, 2016.

The percentage of work completion as at June 30, 2015, was 31.8%.

Namibia

In 2013, a contract was acquired for the construction of the Neckartal dam, worth approximately € 192 million. The dam will exploit the waters of the Fish River to generate power and to create a reservoir to irrigate 5,000 hectares of land for the area’s agricultural development.

Just under the dam, distant 13 Km, a weir (360 meters long and 9 meters high) and a pumping station with intake works will be realized. Through a steel pipeline 1,100 mm in diameter and 8.7 km in long, the water will reach a storage basin (for 90,000 m³ of water), also part of the project.

The order to start work was received on September 11, 2013, and the works must be completed by April 14, 2017. The percentage of work completion as at June 30, 2015, was 26.1%.

Sierra Leone

Routine management and maintenance of the Bumbuna Hydroelectric Plant and its transmission line to the city of Freetown are progressing normally.

The contract value, which was originally € 10.2 million, has been increased to € 26.1 million.

On June 25, 2014, a new contract was signed with the Sierra Leone government for the installation of a substation at Lunsar, worth € 3.3 million.

Similar observations can be made for the “Rehabilitation of 21.2 km of urban town roads” contract for the rehabilitation of several stretches of road in the four major cities of Sierra Leone. With the signing of five new additions to the contract the value of the project has gone from the original € 10.3 million to € 30.2 million.

In addition, an addendum to the original contract was signed in 2013 for the rehabilitation of some roads in the Lunsar area, for an additional value of € 4.5 million.

On September, 2014, Variation Order No. 6 was signed for € 5.6 million. The total value of the contract amounts to approximately € 44.1 million.

Lastly, a new contract was signed on May 24, 2013 with the Sierra Leone Road Authority for the rehabilitation of 70 km of road as part of the “Sefadu roads rehabilitation project section 1 - Matotoka- Yiye” valued at approximately \$ 30.7 million and funded by the African Development Bank.

The percentage of work completion as at June 30, 2015, was 55.1%.

Zimbabwe

On April 8, 2011, the addendum for completion of the Tokwe Mukorsi dam was signed with the Zimbabwean government, represented by the Ministry of Water Resources Development and Management. The addendum, worth about € 66 million, also provided for the full payment of delayed receivables owed by the client for previous addenda, amounting to about € 11 million, which has been collected in full.

In 2012 and 2013, four new contract changes were also approved, thus resulting in a change in the value of the contract due to the approval of new designs, an increase in the amount of excavation, and an extension of the contractual deadlines.

The project, which will include the highest dam in the country and will create the largest manmade lake in Zimbabwe, involves the construction of a rockfill embankment with a maximum height of 90 meters, a capacity of 1.8 billion cubic meters, and the potential to irrigate 25,000 hectares of agricultural land.

The project has completed the roadwork, with the construction of about 43 km of roads, excavation of the

Operating Performance of the Main Projects and Order Backlogs

main dam and the five saddle dams, the intake tower, and the diversion tunnel. The embankment of the main dam and construction of the 5 saddle dams with the relative issuance of the Taking Over Certificate.

The percentage of work completion for the project as at June 30, 2015, was 93.4%.

United States - Lake Mead Tunnel

In 2008, Salini Impregilo, in JV with its United States subsidiary company SA Healy, won the competitive bidding launched by the Southern Nevada Water Authority (SNWA) for the construction of an articulated collection and transport system for the water of Lake Mead, one of the largest man-made lakes in the United States, in order to increase the supply of water for drinking and household use in the Las Vegas metropolitan area. The value of the contract is \$ 511 million.

The percentage of work completion as at June 30, 2015, was 90.2%.

United States - San Francisco Metro

In August 2011, the San Francisco Municipal Transportation Agency awarded a contract to the Salini Impregilo Group (in a grouping with the American company Barnard) for construction of the "Central Subway" metro line extension in the city of San Francisco. The overall value of the contract is \$ 240 million; Salini Impregilo, through its subsidiary SA Healy, has a total stake of 45%. The project involves an underground extension of the current surface line in the city's downtown area, with construction of two new single-track tunnels having a total length of 5 km, which will be made with two 6.40 m diameter TBMs. The expected duration of the work is 35 months.

The percentage of work completion as at June 30, 2015, was 83.8%.

United States - Anacostia River Tunnel

On May 8, 2013, the Impregilo Group, in partnership with Parsons Corporation, a leading construction company in the United States, won the competitive bidding to design and build a section of the wastewater collection and treatment system of the city of Washington DC. The high-tech project is valued at

approximately \$ 254 million (the Group's overall share is 65%). Salini Impregilo will be the leader of the project, which is expected to be completed in about 4 and a half years after the start of works.

The "Anacostia River Tunnel" project is part of DC Waters' "Clean Rivers Project." It calls for the construction of a water tunnel running largely beneath the Anacostia, a tributary of the Potomac River. The tunnel will be about 3.8 km long and 7m in inside diameter; there are also plans for the construction of 6 water uptake wells to a depth of about 30 m. The tunnel will carry wastewater and stormwater separately to prevent river pollution during floods (Combined Sewer Overflows or "CSO") that occur in periods of heavy rainfall.

The percentage of work completion as at June 30, 2015, was 36.7%.

United States - Gerald Desmond Bridge

In July 2012, Salini Impregilo was awarded the tender called by the Long Beach port authority for the construction of a cable-stayed bridge with the main span of 300 m. and two 150 m high towers. The development of the project will take place in the port of Long Beach. The present value of the contract is \$ 779 million. The foundations for the piles are currently under construction.

The percentage of work completion as at June 30, 2015, was 27%.

United States - Dugway Storage Tunnel

Salini Impregilo, in November 2014, won a tender promoted by the North East Ohio Regional Sewer District to build the 'Dugway Storage Tunnel'. The envisages the excavation of a tunnel, 4.5 km in length and 8m in diameter, the construction of 6 shafts of varying diameters and depths, connections between the tunnel and the shafts and a series of concrete structures for the collection and transporting of wastewater and rainwater. The project is part of a broader plan for the collection, storage and treatment of these waters, with the objective of reducing the level of environmental pollution in Lake Erie. The updated value of the project is worth \$ 153 million.

The percentage of work completion as at June 30, 2015, was 2.8%.

Operating Performance of the Main Projects and Order Backlogs

Venezuela

For a review of the main types of critical issues identified within the operations of the Group in Venezuela, please refer to the information provided in this Directors' Report under the heading "Risk areas and Litigation".

Puerto Cabello Railway - La Encrucijada

The work consists in building the civil engineering works of a railway stretch of about 110 km, connecting Puerto Cabello to La Encrucijada.

In June 2014, Salini Impregilo signed a new contract addendum with the Railway Institute for electromechanical works on the Puerto Cabello-La Encrucijada Line. The value of the work included in the addendum, taking into account the new changes adopted by the Group, mentioned in the first part of this report, is roughly € 350 million. The percentage of work completion as at June 30, 2015, was 88%.

Works continue according to the Forecast made in April 2015, in spite of the many difficulties connected to the Country's complicated economical, political and social situation, particularly with regard to the effect of the inflation that has rapidly impacted production costs, and the payments not made by the Customer.

The government has fixed the elections for the renewal of the Asamblea Nacional (local parliament) to December 6, 2015.

San Juan de los Morros-San Fernando de Apure Railway and Chaguaramas-Cabruta Railway

Salini Impregilo, with a 33.33% share, is involved in the construction of two additional railway lines, "San Juan de los Morros-San Fernando de Apure" (252 km) and "Chaguaramas-Las Mercedes-Cabruta" (201 km).

In addition to the 453 km of new lines, the projects include rail design and installation and the construction of 11 stations and 9 logistics centers. The percentage of work completion for the "San Juan de los Morros-San Fernando de Apure" section as at June 30, 2015 was 47.3%. The percentage of work completion for the "Chaguaramas-Cabruta" section as of June 30, 2015, was 62.2%.

The Consorcio GEI presented a re-planning proposal

of the works of both projects, supposing that these will restart in September 2015. As of today, the Client has not yet provided an answer.

Expansion of the Panama Canal

With regard to the critical situations that have been detected for this project, please refer to the information provided in this Directors' Report under the heading "Risk areas and Litigation".

In July 2009, Impregilo, through Grupo Unidos por el Canal Consortium - a consortium with members Sacyr Vallehermoso (Spain), Jan de Nul (Belgium), and the Panamanian company Constructora Urbana (Cusa) - received official notification of the competitive bidding award to build a new system of locks as part of the Panama Canal expansion project. The bid came to \$ 3.22 billion. The project, is one of the largest civil engineering projects ever undertaken, calling for the construction of two new sets of locks, one on the Atlantic side and one on the Pacific side. It will allow commercial traffic through the canal to increase and meet growth in the maritime transport market, characterized by a trend toward the construction of larger and heavier vessels, referred to as Post Panamax, than those which can currently pass through the existing locks. The percentage of work completion as of June 30, 2015, was 89.6%. In June, the chambers of the Atlantic and Pacific side of the Canal were flooded. Please note that due to the application of the new IFRS 10 and 11 reporting standards, with regard to this half-yearly report, the company carrying out the activities for these works is valued according to the equity method.

Colombia - Hydroelectric project on the Sogamoso River

In December 2009, Impregilo won the competitive bidding to build the hydroelectric project on the Sogamoso River in northwestern Colombia, about 40 km from the city of Bucaramanga.

The project involves the construction of a dam measuring 190 m high and 300 m long, and an underground power plant which will house three turbines totaling 820 MW of installed power. The Customer is ISAGEN SA, a mixed public/private capital concessionary active in Colombia for the production of electric energy. The value of the project is currently about € 590 million.

The plant, in function since October 2014, was inaugurated on January 16, 2015.

The percentage of work completion as of June 30, 2015, was 99.2%.

Colombia - "Ruta del Sol" Highway Project

At the end of July 2010, the Impregilo Group won the competitive bidding to manage the concession of the third highway lot of the "Ruta del Sol" project in Colombia. The concession, awarded to a grouping of companies led by Impregilo and consisting of the Colombian companies Infracon, Grodco, and Tecnica Vial, and the private investment fund RDS (owned by Bancolombia and the Protección Pension Fund), calls for the adaptation, widening to four lanes, and management of two highway stretches between the cities of San Roque and Ye de Cienaga, and between the cities of Carmen de Bolivar and Valledupar. The overall amount of the investment is about \$ 1.3 billion. The concession contract provides for a total revenue of about \$ 3.7 billion (40% for Impregilo's share), including income from tolls and a public contribution of \$ 1.7 billion, which will be paid out starting with the construction phase. The concession will run for 25 years, including 6 years for the infrastructure design and adaptation phase and 19 years for the management phase.

In April 2015, due to the work delays caused by the absence of the environmental permits for 50% of the project (240 km), an addendum was signed with the customer. This addendum will extend the contractual timings for work completion to May, 31 2019, and does not modify the total concession period.

The percentage of work completion as of June 30, 2015, was 26%.

Chile - Angostura Hydroelectric Project

At the end of June 2010, Impregilo won the competitive bidding launched by the client Colbun SA, a Chilean company involved in electrical power generation, to build a hydroelectric project in Chile, with an overall value currently standing at approximately € 250 million.

The plant is located in the Angostura area about 600 km south of the capital Santiago.

In particular, the project involves the construction of a

main dam measuring 152 meters long and 63 meters high, a secondary dam measuring 1.6 km long and 25 meters high, and the underground power plant which will house three generators for 316 MW of installed power. The electrical power output will be about 1540 GWh per year.

Starting with the second half of fiscal year 2011, the project started to run into some critical issues due to growing socio-economic problems differing substantially from the projections shared during the bidding phase, and jobsite working conditions resulting in part from changes in the work required by the client. The litigation actions taken against the client, some of which are still pending, have allowed for a partial containment of the effects that these critical issues have had on the profitability of the project.

Construction works has been completed.

Argentina - Riachuelo

On July 15, 2013, Impregilo, in partnership with its US subsidiary Healy S.A., won the competitive bidding for a lot to build a new wastewater collection system in the capital of the country, as part of the environmental remediation program of the metropolitan region of Buenos Aires Province. The value of the project, led by AySA (Agua y Sanamientos Argentinos SA), one of the major players in the Argentine water sector, is approximately € 360 million.

The project involves the collection of wastewater from the Riachuelo treatment plant by means of a pit about 40 m deep. The wastewater will then be conveyed through a tunnel measuring 11 km long and 3.8 m in diameter to an outlet that will be built on the bed of Rio de la Plata.

The initiative has a strong social and environmental value. It is the first part of a broader program funded by the World Bank for sustainable development of the Matanza-Riachuelo Basin, aimed at cleaning up the Riachuelo River and the regions it passes through, which are considered to be among the most polluted in the world.

The works carried out during the first half of 2015 concern the general setup of the worksite with the creation of the central office for the JV, the beginning of

Operating Performance of the Main Projects and Order Backlogs

the construction of the temporal worksite installations, where the connection well of the outlet tunnel must be built, or the installations where the prefabrication of the rings for the tunnel's covering.

We are also carrying out system detailed engineering activities, based on what has been detected and on the geological investigations that have been realised in the same period, both on land and on the off-shore tunnel.

Access to the area of the main worksite has been improved and the area has been prepared to realise the embankment where the excavation of the tunnel's well.

During these six months the study concerning the variation of the design of the Permanent Works and that improves the feasibility of the Diffuser and reduces maritime work risks has been completed. This technical proposal has been submitted to the Customer with regard to the Value Engineering part of the Contract.

The percentage of work completion as of June 30, 2015, was 2.4%.

Australia - Skytrain

On December 18, 2013, the Group won the first contract in Sydney to design and build the so-called "Skytrain" bridge, as well as other civil engineering works which will form one of the main sections of the

new North West Rail Link (NWRL). The project has a value of about 340 million Australian dollars, equal to about € 220 million at the current exchange rate, and a total length of about 6.2 km, and includes construction of a bridge measuring 4.6 km in length and a cable-stayed bridge 270 m long over one of the city's busiest streets. Completion of the project is scheduled for the first half of 2017.

The contract's value has been brought to 390 million of Australian Dollars, due to changes regarding the project and accelerating measures implemented in order to amortize these changes.

The NWRL is the largest public transportation infrastructure project currently in progress in Australia, and the largest public transportation project in Sydney since construction of the Harbour Bridge nearly 100 years ago.

The NWRL project includes a new 20 km railway layout, of which 15 km of tunnel, and eight new stations with 4,000 parking spaces. It will be opened to the public by 2019 for a total overall investment of approximately AUD 8.3 billion (Australian Dollars). It is the first automated railway system of the continent, a new step towards an ever-growing efficient high-speed transport system for Sydney and its metropolitan area.

The percentage of work completion as of June 30, 2015, was 34.9%.

Order Backlog

The order backlog at June 30, 2015, was as follows:

(Shares in millions of euros)		Residual backlog at		Completion progress
Region/Country	Project	June 30, 2015	% of the total	(%)
High Speed/ High Capacity		5,762.8	22.1%	
Italy	Mestre Bypass	0.6	0.0%	99.8%
Italy	Highway, Lot 5 Salerno-Reggio Calabria	30.4	0.1%	97.5%
Italy	Highway, Lot 6 Salerno-Reggio Calabria	25.0	0.1%	95.4%
General Contracting		56.0	0.2%	
Italy	State Highway 36 connector 36	2.9	0.0%	99.0%
Italy	Spriana Landslide	2.1	0.0%	95.5%
Italy	Pedemontana Lombarda - Lot 1	9.8	0.0%	97.8%
Italy	A4 building of third lane	0.5	0.0%	99.4%
Italy	Milan Metro M4	417.3	1.6%	14.4%
Italy	State Highway 106 Ionica	337.6	1.3%	2.5%
Italy	Broni - Mortara	981.5	3.8%	0.0%
Italy	Port of Ancona	223.5	0.9%	0.0%
Italy	Isarco underpass	122.0	0.5%	1.3%
Italy	Metro B	946.3	3.6%	0.1%
Italy	Metro B1	0.4	0.0%	99.8%
Italy	SGF	0.5	0.0%	n.a.
Italy	Other	0.8	0.0%	n.a.
Other projects in Italy		3,045.2	11.7%	
Total projects in Italy		8,864.0	33.9%	
Greece	Achelos Support Tunnel	0.2	0.0%	96.8%
Greece	Thessaloniki Metro	220.9	0.8%	32.2%
Greece	Stavros Niarchos Cultural Center	98.5	0.4%	68.1%
Romania	Orastie-Sibiu Highway	3.6	0.0%	98.0%
Romania	Lugoi Deva	104.4	0.4%	20.4%
Poland	S3 Nowa Sol	109.2	0.4%	1.9%
Poland	S7 Checiny	115.0	0.4%	0.8%
Poland	Road S8 Marki - Radzymin Lot 1	64.1	0.2%	2.5%
Slovakia	Lietavska Lucka - Visnove - Dubna Skala	298.8	1.1%	2.8%
Turkey	Gaziantep	137.8	0.5%	0.5%
Turkey	Kosekoy	12.1	0.0%	93.8%
Turkey	Cetin hydroelectric project	233.1	0.9%	3.9%
Denmark	Cityringen	754.4	2.9%	61.1%
Austria	Brenner Tunnel	167.3	0.6%	9.5%
Switzerland	CSC	109.2	0.4%	n.a.
Works in Europe		2,428.6	9.6%	

Operating Performance of the Main Projects and Order Backlogs

(Shares in millions of euros)		Residual backlog		Completion progress
Region/Country	Project	at June 30, 2015	% of the total	(%)
Dominican Republic	Acquedotto Oriental Consortium	1.0	0.0%	99.4%
Dominican Republic	Guaigui hydraulic system	81.0	0.3%	14.7%
Venezuela	Puerto Cabello - Contuy Ferrocarriles	162.4	0.6%	88.0%
Venezuela	Puerto Cabello - Contuy Ferrocarriles stations	378.3	1.4%	18.1%
Venezuela	Puerto Cabello Integral system	316.7	1.2%	0.0%
Venezuela	Chaguaramas Railway	93.9	0.4%	62.2%
Venezuela	San Juan de Los Morros Railway	282.2	1.1%	47.3%
Venezuela	OIV Tocomá	150.0	0.6%	89.3%
Chile	Metro Santiago	27.6	0.1%	74.1%
Colombia	Sogamoso	4.8	0.0%	99.2%
Colombia	Quimbo	23.9	0.1%	93.0%
Colombia	Autostrada Ruta del Sol	544.5	2.1%	26.0%
Brasil	Serra Do Mar	2.4	0.0%	97.8%
Brasil	Carvalho Pinto Consortium	4.0	0.0%	15.8%
Peru	Lima Metro	649.6	2.5%	1.2%
USA	Vegas Tunnel - Lake Mead	38.6	0.1%	90.2%
USA	San Francisco Central Subway	15.8	0.1%	83.8%
USA	Gerald Desmond Bridge	147.1	0.6%	27.0%
USA	Anacostia	89.7	0.3%	36.7%
USA	Dugway Storage Tunnel Cleveland	132.9	0.5%	2.8%
Argentina	Riachuelo	375.0	1.4%	2.4%
Works in America		3,521.4	16.0%	
Arab Emirates	Tristar Jv - subcontract	7.1	0.0%	54.2%
Arab Emirates	Tristar Jv - subcontract	49.3	0.2%	24.6%
Arab Emirates	R881	0.6	0.0%	99.7%
Qatar	Abu Hamour	50.0	0.2%	55.2%
Qatar	Red Line North	1,764.5	6.8%	16.6%
Saudi Arabia	Metro Riyadh	2,877.4	11.0%	4.0%
Kazakhstan	Almaty - Khorgos (S)	102.3	0.4%	38.4%
Malaysia	Ulu Jelai	98.7	0.4%	85.6%
Works in Asia		4,949.9	9.6%	
Australia	NW Rail Link Project	175.3	0.7%	34.9%
Works in Australia		175.3	0.7%	
Algeria	Algeri intermunicipal	0.6	0.0%	99.2%
Nigeria	Neckartal Dam	168.0	0.6%	26.1%
Nigeria	Suleja Minna	117.3	0.4%	28.9%
Nigeria	Inner Northern Expressway	33.5	0.1%	0.0%
Nigeria	Adiyan	163.8	0.6%	31.8%
Nigeria	District 1	205.4	0.8%	12.6%

Operating Performance of the Main Projects and Order Backlogs

(Shares in millions of euros)		Residual backlog at June 30, 2015	% of the total	Completion progress (%)
Region/Country	Project			
Nigeria	Isex	9.5	0.0%	87.5%
Nigeria	Cultural Center	265.3	1.0%	36.2%
Nigeria	Idu	62.2	0.2%	75.5%
Nigeria	Gurara	7.7	0.0%	98.7%
Nigeria	Ogoni	27.2	0.1%	86.0%
Libya	Lidco	1,124.8	4.3%	12.8%
Libya	Libyan Coastal Highway	1,101.3	4.2%	0.1%
Libya	Kufra Urbanization	238.7	0.9%	0.4%
Libya	Kufra airport	55.4	0.2%	14.9%
Libya	Tripoli Airport	99.4	0.4%	0.0%
South Africa	Ingula	23.2	0.1%	94.9%
Ethiopia	Gerd	2,228.3	8.5%	40.7%
Ethiopia	Gibe III	139.0	0.5%	91.4%
Zimbabwe	Mukorsi Dam	10.4	0.0%	93.4%
Sierra Leone	Matotoka	15.0	0.1%	55.1%
Sierra Leone	Rehabilitation of urban road	2.3	0.0%	94.9%
Sierra Leone	Operation & Maintenance	5.5	0.0%	86.2%
Sierra Leone	Bumbuna	1.9	0.0%	50.6%
Tunisia	SFAX-GABES	32.0	0.1%	71.6%
Tunisia	Oued Zarga Boussalem	18.5	0.1%	59.5%
Africa	SGF - Il nuovo CastoroN	14.0	0.1%	n.a.
Works in Africa		6,170.2	29.1%	
	Fisia Italmimpianti	22.4	0.1%	n.a.
Total Works Abroad		17,267.8	66.1%	
Total portfolio CONTINUING OPERATIONS		26,131.8	100.0%	
Total Group backlog at June 30, 2015		26,131.8	100.0%	

With reference to the order backlog concerning the Libyan orders/projects, totalling € 2,628.6, please

refer to what has been specified in the “Risk Areas and Litigation” section.

Concessions

The portfolio of concession activities held by the Salini Impregilo Group includes two main business areas: a first one, comprised of investments in already active concession holder companies in Argentina, Peru, Colombia and the United Kingdom, and a second one, consisting of Greenfield projects, which includes contracts for infrastructures in Italy

and Peru that are still under construction and with regard to which the activities under concession will begin in the future.

The tables that follow show the key figures of the concession portfolio at the end of the period, broken down by type of activity.

Highways

Country	Concessionaire Company	% of investment	Total km	Stage	Start date	End date
Italy	Broni - Mortara	61.08	50	Not yet active	2010	2057
Argentina	Iglys S.A.	98		holding company		
	Autopistas Del Sol	19.82	120	Active	1993	2020
	Puentes del Litoral S.A.	26	59.6	in liquidation	1998	
	Mercovia S.A.	60	18	Active	1996	2021
Colombia	Yuma Concessionaria S.A. (Ruta del Sol)	40	465	Active	2011	2036

Subway systems

Country	Concessionaire Company	% of investment	Total km	Stage	Start date	End date
Italy	Milan subway Line 4	31.05	15	Not yet active	2014	2045
Peru	Lima Metro	18.25	35	Not yet active	2014	2049

Energy from renewable sources

Country	Concessionaire Company	% of investment	capacity installed	Stage	Start date	End date
Argentina	Yacilec S.A.	18.67	T line	Active	1992	2091
	Enecor S.A.	30.00	T line	Active	1995	2094

Integrated water cycle

Country	Concessionaire Company	% of investment	pop. served	Stage	Start date	End date
Argentina	Aguas del G. Buenos Aires S.A.	42.58	210,000	Liquidation		
Peru	Consorcio Agua Azul S.A.	25.50	740,000	Active	2000	2027

Hospitals

Country	Concessionaire Company	% of investment	No. of beds	Stage	Start date	End date
Great Britain	Impregilo Wolverhampton Ltd.	20.00	150,000 medical visits	Active	2002	2032
	Ochre Solutions Ltd.	40.00	220	Active	2005	2038
	Impregilo New Cross Ltd.	100.00		holding company		
Turkey	Gaziantep Hospital	35.50	1875	Not yet active		

Car parks

Country	Concessionaire Company	% of investment	No. cars	Stage	Start date	End date
Great Britain	Impregilo Parking Glasgow Ltd.	100.00	1400	Active	2004	2034
Italy	Corso del Popolo S.p.A.	55.00		Not yet active		

Other

Country	Concessionaire Company	% of investment		Stage	Start date	End date
Italy	Piscine dello Stadio S.r.l.	70.00		Active	2014	2041

Acquisition of new orders

Nigeria - Dualisation of the carriageway of the Suleja Minna road (Phase II)

On January 16, 2015, the Salini Impregilo Group was awarded the contract for the dualisation of the carriageway of the Suleja Minna road (Phase II) in Nigeria. This is an important communication route since it provides access from the capital Abuja to the Northwest.

The project's function is to improve mobility and to facilitate the potential development of the entire region.

The contract involves the construction, in 48 months, of a new carriageway between km 60 and km 101 and the complete rehabilitation of the existing road from km 0 to km 101. The client is the Ministry of Public Works of Nigeria. The value of the works is approx. € 112 million.

The Salini Impregilo Group is already working on the implementation of Phase 1 of the Suleja Minna.

The award of this new contract represents the achievement of the target set at the time of the award of Phase I allowing the Salini Impregilo Group to participate in the current transformation of Nigeria's road sector and to continue to intensify its activities in the country, one of the largest of the African continent.

Risk areas and Litigation

Impregilo Lidco Lybia General Contracting Company (Libya)

Salini Impregilo S.p.A. is present on the territory through a stable organization and a subsidiary Impregilo Lidco Libya General Contracting Company

(Impregilo Lidco), active in Libya since 2009, and which is a mixed company established by Salini Impregilo with a 60% interest. A local partner owns the remaining 40%.

With regard to the orders that are dealt with by the stable organization there are no significant existing risks as activities have not yet been started, except for the Koufra Airport. Nevertheless, for this last order, the overall details are not important having already received the advance payment for the contract in 2013. Moreover, the Group is present in the project "Libyan coastal highway", which as at the date of this Financial report has not yet been opened to traffic.

With reference to Impregilo Lidco, we would like to mention that the subsidiary had acquired important contracts for the realization of:

- Infrastructure Works in the in the cities of Tripoli and Misuratah;
- University campuses in Misuratah, Tarhunah and Zliten;
- Tripoli's new "Conference Hall."

With regard to the political upheaval in Libya from the end of February 2011 to the date of this Report, it is worth mentioning that the subsidiary was always able to operate in accordance with contractual terms and that the investments made up until the deterioration of the country's political situation were fully covered by contractually stipulated advances.

It is clear that the subsidiary will face significant challenges in developing the projects in accordance with the schedule planned before the crisis erupted. Accordingly, Impregilo excluded the possibility of a new

Operating Performance of the Main Projects and Order Backlogs

phase of significant development for the activities of the Impregilo Lidco subsidiary over the near term.

The procedures necessary to restart industrial activities that the Group started in 2012, have been suspended due to fresh outbreak of conflicts in the last part of 2014. In 2012, the Group again obtained access to more accurate information about the financial and operating items that have an impact on its consolidated financial statements. Consequently, in the consolidated statement of financial position, income statement and statement of cash flows of the Impregilo Group at December 31, 2012 the asset, liability and income statement items attributable to the Libyan subsidiary were restated in accordance with Group principles, based on the evidence developed during the period and the support of assessments provided by the independent counsel that is assisting the subsidiary. Compared with the situation reported in Impregilo's 2011 consolidated financial statements, which reflected the latest available information at March 31, 2011, the value adjustments made to reflect the gradual impairment losses suffered by the subsidiary's net assets as a result of the events described above were estimated as totaling € 47.9 million. These charges, together with the losses accumulated by the company are included in contract work in progress, for a total amount of € 66 million, because, as better specified later, they are deemed recoverable.

In addition, early in 2013, a physical inventory was taken of plant, machinery and supplies at the main work sites, with a total carrying amount of 23.3 million Libyan dinars (equivalent to € 15,1 million), but not all inventory sites could be accessed for security reasons. Taking also into account the fact that costs that may arise following completion of the inventory taking procedures would be covered by customers, consistent with force-majeure contractual terms, as determined by the counsel that is assisting the subsidiary, no significant risks are deemed to exist in this context with regard to the recovery of the net assets attributable to the subsidiary, thanks in part to actions and claims filed with the customers contractually or otherwise.

In the first months of 2014 we managed to reach an important agreement with the customer, in which both parties acknowledged the intent to carry on their industrial activities as soon as the conditions to do so were safe again, with the concomitant total safeguarding of the claims for damages advanced by the subsidiary, consequently to causes of force majeure, contractually regulated and for which the activities were suspended.

To this day, even in consideration of the new disorders that have manifested during the period subject to comment in various areas of the Country, the socio-political situation remains extremely complex and characterized by significant critical situations.

Salini Impregilo is carefully following the Company's situation and, in view of the delicate and complex situation that developed at a political level, the possibility that events not currently foreseeable may arise in the future requiring an update of the existing measurements cannot be excluded.

Panama Canal expansion project

With regard to this project, certain critical issues have arisen during the first stage of full-scale production which, due to their specific characteristics and the materiality of the work to which they relate, have made it necessary to significantly revise downwards the estimates on which the early phases of the project had been based. The most critical issues relate, inter alia, to the geological characteristics of the excavation areas, specifically with respect to the raw materials necessary to produce the concrete and the processing of such raw materials during normal production activities. Additional problems arose due to the adoption by the customer of operational and management procedures substantially different from those contractually stipulated, specifically with regard to the processes for the approval of technical and design solutions suggested by the contractor. These situations, which were the subject of specific disclosures in previous financial documents published by the Group, continued in 2013. Faced with the customer's persisting unwillingness to reasonably implement the appropriate tools available pursuant to the contract to manage such disputes, the contractor, and thus the original contractor partners, was forced to acknowledge the resulting impossibility to continue at the contractor's full and exclusive risk the construction activities needed to complete the project, with assumption of the full financial burden required for this purpose without any guarantee of the resumption of objective negotiations with the counterparty. In this context, at the end of 2013, formal notice was given of the intention to immediately suspend work activities if the customer proved once again to be unwilling to tackle this controversy consistent with a contractual approach based on good faith and the desire of all parties to find a reasonable accommodation.

Negotiations between the parties, supported by the respective consultants and legal/contract experts, were

carried out through February 2014 and, on March 13, 2014, the minutes of an agreement were signed. The key elements of the agreement included, in exchange for the contractor's commitment to resume work activities and complete them by December 31, 2015, a commitment on the part of the customer and the contractor companies to provide the funding for the portions of the project not yet completed, for a maximum amount of about \$ 1.4 billion. This commitment has been honoured by the customer through (i) a moratorium on the refunding of already disbursed contractual advances totalling approximately \$ 800 million and (ii) the disbursement of additional advances amounting to \$ 100 million, while the group of contractor companies will contribute (i) a direct contribution of their own financial resources in the amount of \$ 100 million and (ii) a contribution of additional financial resources, through the conversion into cash of existing contractual guarantees totalling \$ 400 million. The reimbursement of the amounts stipulated to finance the work to be performed was postponed, so as to make it compatible with the expected outcome of the arbitration proceedings, launched concurrently to determine the responsibilities of the parties for the extra costs already incurred and to be incurred due to the situation described above. In this regard, please note that, starting in previous years, the Group adopted a valuation approach for the project, which resulted in the recognition of end-of project losses, mitigated in part by the corresponding recognition of the additional consideration claimed from the customer and determined on the expectation of this consideration so that the recognition can be deemed reasonably certain, even on the basis of the opinions given by one's legal counsel. At the end of 2014, the first instance for the independent judgement of the DAB (Dispute Adjudication Board), initiated by the parties specifically for the project at hand, recognized the right of GUPC to claim \$ 244 million as compensation, of which \$ 233 million to be paid during the first months of 2015 and \$ 10 million to be paid by August 2015.

During the first half of 2015, the estimates of the extra costs to finish the project have been updated negatively. With regard to the existing complex legal proceedings against the Customer, the expected extra costs for these legal proceedings have also been updated (always with the support and assistance of one's technical and legal consultants).

Venezuela

The Salini Impregilo Group has been active in Venezuela

through a stable organization that, directly or in association with international partners, carries out several railway and hydroelectric projects, with a presence in the local territory consolidated over a span of more than 30 years.

In recent years, relationships with customers, all government entities, were generally characterized by delays in payments. This problem became more pronounced this past year due to a change in the country's government leadership, at the beginning of 2013, and the resulting heightened social tensions that accompanied this political transition.

In response to the virtual suspension of activity by customers in this context, the Group suffered a significant slowdown in production activities.

Insofar as railway projects are concerned, and particularly for the P.Cabello - La Encrucijada project, two agreements have been drafted, one in March and the other in May 2014, (called "Puntos de Cuenta") both signed by the Chairman of IFE (the customer) and ratified by the President of the Republic, according to which a gradual payment was to be made equal to 85% of the accrued receivables in Bolívares and 47% in Euro, accrued in September 2013. As of today, 97.4% of the amounts to be paid in local currency and 37.8% of the amounts to be received in Euro have been made (with reference to the above-mentioned percentages).

The last payments registered are those made on the 14 January 2015 in Euro and on the 19 May 2015 for the local currency.

In this context, furthermore, an Addendum to the contract for the Puerto Cabello-La Encrucijada Line and related to electromechanical works was signed at the end of the first half of 2014.

In spite of the collection difficulties, the works have been carried out during this first half of the year according to the timings set, even if the existence of numerous problems of a different nature (mainly the lack of iron) and all connected to the complex political, social and economic situation of the country could negatively influence the full-production of the works during the following months.

As for hydroelectric projects, built through the OIV Tocoma consortium, at the customer's request, a new schedule was developed for the work remaining

Operating Performance of the Main Projects and Order Backlogs

to complete the project by the end of 2017. This proposal was shared with the Customer who, also in light of legitimate requests for payment of the certified debt and the identification of the future financial resources needed to ensure the normal performance of the remaining work, proceeded to the recovery of payments in favour of the consortium and the signing of a new addendum to the contract that formalizes a replanning of the works that are to be finished and identifies the relevant costs.

Last December we undersigned an additional Addendum (No. 7) with the Customer according to which said Customer acknowledges the costs associated to the contractual period of the implementation of the works from November 2013 to November 2016, in addition to defining the payment terms of these costs and of the works to be finished.

We are currently defining with the Customer the possibility to anticipate, in a programmatic manner, the remaining works (and therefore the sums to be paid and the payment of the debt) with regard to the setting at work of turbine No. 1 by the end of 2016.

This negotiation could result in the signing of an additional Addendum (No. 8).

The projects that are being developed by the Impregilo Group are infrastructures of the utmost importance, both in economic-industrial and social terms. With this in mind and based on a constant and careful monitoring of the situation in the country, carried out together with the Group's partners and through discussions with customers and local government authorities with the aim of defending and protecting the positions of the Impregilo Group, no particular problems are apparent at this stage with regard to the realizable value of the Group's net assets, except for the lengthening of collection time, which was duly taken into account in the measurements performed for financial statement purposes and for the issues relating to the new exchange rates adopted for the translation of the net financial assets expressed in local currency, consistently reflected in the full-life estimates of current projects.

In view of the delicate and complex situation that developed at a political level, the possibility that events not currently foreseeable may arise in the future requiring an update of the existing measurements cannot be excluded.

Nigeria

The Country is undergoing a very difficult period, in economic terms, mainly due to the reduction of the petrol prices, of which it is one of the main producers. This situation has caused a decrease in its revenues. Following the presidential elections of March 2015, with the victory of the opposing party (APC), the new government, announcing its intention to rapidly change the situation and to eradicate corruption and terrorism, has not yet demonstrated any significant political actions aimed at changing this situation.

The works undersigned by Salini Impregilo's Nigerian subsidiaries, due to the abovementioned economic situation and to this stalemate that the Country is undergoing have drastically slowed down.

The ongoing projects are fundamental for this country. The new government in the third quarter of 2015 should start to carry out important governmental actions, therefore putting this stalemate to an end, and works should start again according to current economic forecasts.

Greece

Salini Impregilo has been constantly working in Greece for many years now through its Athenian branch.

The most important ongoing projects are the Thessaloniki Metro and the Stavros Niarchos Cultural Center of Athens.

Since July 29, 2015, Greece has enforced control of all capital exiting the Country, limiting it only to essential transactions.

The Thessaloniki Metro Project is carried out and managed by a Consortium that includes AIS JV to which civil engineering works have been assigned and in which Salini Impregilo has a 42.5% share. The customer, Attiko Metro is a public entity that, obviously, is suffering due to the current political and economic/financial situation that the Country is living. All works are proceeding very slowly.

The Thessaloniki Metro Project is co-funded with European Union funds.

With regard to the "Stavros Niarchos Foundation Cultural Center" which has been commissioned by

the private foundation carrying the same name, no particular issues (contractual or work related) have been reported.

Slight negative repercussions have been registered for JV Salini Impregilo-Terna that carries out the works, due to the difficulty in dealing with foreign suppliers and for the very limited possible banking operations.

Nevertheless, since the start of the project, JV actuated all possible financial precautions in order to limit, as far as possible, any risks connected to the Country's situation.

Ukraine

The Country is undergoing a very fragile political situation. Notwithstanding the declared truce, in the eastern regions there are still clashes between government forces and rebels. Even if the situation is tense, the Minsk-2 agreements to cease fire in the eastern part of the country have been in large part respected.

The persistent instability determined a strong economic recession and a progressive worsening of the Ukrainian public accounts.

As the jobsites are located near the cities of Poltava and Zhytomyr, geographically removed from the areas most affected by the current social crisis, production activities were not affected to any significant degree.

The costs and expenses incurred for the conflict and the consequent economic slowdown greatly impacted the country's public accounts, whose debts are continuously increasing.

The Group management reasonably believes to be able to assess the profitability of the contracts awarded in Ukraine with a perspective of continuity, while constantly and continuously monitoring the internal developments in the country and without excluding that in the future currently unforeseeable events may occur that may require a change in these assessments. Certificates are regularly collected. Please note that the company is not exposed to a currency depreciation risk for the local currency as contractual amounts are in EUR and USD.

The Ukrainian activities are included in Todini's assets held for sale.

Litigation

Umbria - Tuscany Irrigation Authority - Imprepar

On December 29, 2010, the Group was informed that part of the sill above the surface discharge of the Montedoglio Dam, in the Province of Arezzo, had been damaged. In January 2011, the Umbria-Tuscany Irrigation Authority informed Imprepar that "investigations and tests are being carried out to ascertain the reasons and responsibilities for the damage". With regard to this issue, as the transferee of the "sundry activities" business unit, which includes the "Montedoglio dam" contract, Imprepar informed the Authority that the activities related to the damaged structure were carried out by a different company in 1979 and 1980, which Impregilo (then COGEFAR) replaced as the transferee of the concession contract in 1984. In addition, the structure in question had been tested and inspected in the past with positive results. In its response to the Umbria-Tuscany Irrigation Authority, Imprepar specifically explained why it was not liable for any damages caused by the event and, comforted by the opinion of its counsel, believes that, at this point, there is no reason to amend the relevant assessments.

Please note that in 2012, the management of the Umbria-Tuscany Water Authority and the Project Manager signed a service order requesting the contractor to immediately prepare executive designs and commence the related work at its own expense and under its own responsibility. Imprepar challenged these actions in their entirety, even though the amounts involved were not material.

We would like to point out that as part of a Preventive Technical Verification that was started by a third party that has filed a complaint for damages of a small entity (approximately 80,000 euros), the judge has asked for a court-appointed technical expert in order to determine the causes of the dam's failure.

Imprepar, comforted by the opinion of its counsels and considering the recent developments mentioned above, is safeguarding the correctness of its activities in every competent court.

Strait of Messina bridge and roadway and railway connectors on the Calabria and Sicily sides

In March 2006, Impregilo, in its capacity as Lead

Operating Performance of the Main Projects and Order Backlogs

Contractor and general partner (with a 45% interest) of the Temporary Business Association established for this specific purpose, executed with Stretto di Messina S.p.A. a contract to entrust to the general contractor the final and executive design for the construction of a bridge on the Strait of Messina, with the related roadway and railway connectors.

In addition, a pool of banks signed the financial documents required by the General Specifications, after the Association won the tender, for the supply of credit lines totaling € 250 million earmarked for the services subject of the awarded project. In addition, as contractually stipulated, the customer was also given performance bonds for € 239 million. A reduction of the credit line to € 20 million was approved in 2010.

In September 2009, Stretto di Messina S.p.A. and Eurolink S.c.p.A. executed a rider that took into account the suspension of project activities from the time when the contract. As provided for by the rider, the project's final design was also delivered to the customer. On July 29, 2011, the Board of Directors of Stretto di Messina S.p.A. approved the final design.

Decree Law No. 187, concerning "Urgent measures for the redefinition the (contractual relationships with Stretto di Messina S.p.A. (the customer) and local public transportation issues", was enacted on November 2, 2012. Further to the enactment of this decree and in light of the potential implications for the contractual position of the Eurolink General Contractor, of which Impregilo is the leader, Eurolink decided to send to the customer, pursuant to the contractual provisions in effect, a notice of its intention to withdraw from the contract also to protect the positions of all Italian and foreign partners in the Association. Nevertheless, given the pre-eminent interest in constructing the project, the General Contractor also communicated its willingness to review its position, should the customer demonstrate a real commitment to pursuing the project. Despite the efforts made, the negotiations carried out by the parties were unsuccessful. Eurolink commenced various legal proceedings in Italy and at the EU level, on the one hand, arguing that the provisions of the above-mentioned decree are unconstitutional and contrary to EU laws and thus injurious to Eurolink's legally acquired rights under the contract and, on the other hand, asking that Stretto di Messina be ordered to pay the amounts claimed, under various titles by the General Contractor due to the termination of the contract for reasons for which it was not responsible. With regard to the actions filed at the

EU level, it is worth mentioning that, in November 2013, the European Commission communicated its decision to suspend the lawsuit, as no treaties were violated, and 64 Half-year financial report as at 30 June 2014 confirmed it on January 7, 2014, with a communication dismissing the lawsuit. With regard to the civil national judiciary proceedings, even Salini Impregilo S.p.A. and every partner of Eurolink, independently, jointly and separately, have requested the payment by Stretto di Messina of the sums due, for various reasons, as the contract has ended for causes that cannot be attributed to us and to Eurolink. Consistently with what has been described, the order backlog of the Salini Impregilo Group, had been by the end of 2012 already amended in order to show that the project previously described had been eliminated. Finally, if one considers how complex the legal proceedings that have been initiated are, even if the experts and consultants that assist Salini Impregilo and the General Contractor are positive about the outcomes of the proceedings that have been initiated and with regard to the collection of the credits due in the financial statement with regard to this project, we cannot exclude the existence, in the future, of events that cannot be foreseen at this moment, which would require an update of the valuations currently carried out.

Metro Santiago - Chile

The project for the implementation of Line 6 of the Santiago Metro, has been acquired by the Salini Impregilo Group, through its subsidiary Empresa Constructora Metro 6 Limitada, during 2013, for an original value of 3.3 million Unidad de Fomento (equivalent to € 122 million). During the project's execution, various elements occurred that interfered with the works, like unexpected geological conditions that were very different from the ones presented by the Customer, variations to the engineering side of the project, archaeological findings and the Customer's prohibition to carry out night work, even if the noise level was acceptable.

These factors determined delays in the implementation timings, which have been partially acknowledged by the Works Supervision, but have never been formalised by the Customer. Even the Customer, starting from 2013, on its own initiative and with a programme different from the one agreed upon, applied penalties that have been entirely contested.

In addition to what has been mentioned above, relations with the Customer have been complex, and have

brought to five requests for the extension of the delivery terms of the works and the reassessment in 2014 of the object of the works.

With respect to this situation, Empresa Constructora Metro 6 Limitada, in July 2014, presented various claims to the Customer and a request to extend the timings, with a request that these would be valued by the body in charge of these matters, as provided for in the contract.

The Customer, in August 2014, did not accept these requests and submitted our claim directly to an Arbitration entity of the Chamber of Commerce of Santiago, not abiding by the contractual provisions that instead requested for a prior consultation of the parties, in order to choose a sole Arbitration entity.

The first hearing was fixed for the 25 September 2014, but the Customer asked to postpone it to the 6 October 2014. Meanwhile, on the 3 October 2014, the Customer notified Empresa Constructora Metro 6 Limitada of its decision to terminate the contract in advance, motivating this decision with reasons that have been totally contested, and which are the object of the above-mentioned arbitration. Please note that the Customer has the contractual right to terminate the contract with Empresa Constructora Metro 6 Limitada, irrespective of a contractual breach.

On the 3rd of October 2014, the Customer filed a petition to the Chilean banks for the examination of the contractual guarantee (local contractual guarantees counter-guaranteed by European banks) for an overall amount of 912,174 Unidad de Fomento (equivalent to € 28.9 million). These amounts also include a total examination of the guarantee for the cash advance, even if 156,323 Unidad de Fomento (equivalent to € 5,1 million) have already been given back to the Customer through the monthly certifications (in relation to this fact, a formal complaint has been filed in Chile).

The subsidiary responded to the initiatives carried out by the Customer requesting the suspension of the examination measure of the guarantees and the re-establishment of the contractual and operational conditions existing as at the 2nd of October 2014.

The Arbitration entity has not recognized sufficient grounds for an emergency measure for the suspension of the examination of the guarantees, postponing its decision, while the works remain, as of today, currently suspended.

The amounts corresponding to the above-mentioned guarantees have been paid.

Considering the complexity of the current situation, and of the arbitration proceedings, with regard to both the legal valuations and the relations with the Customer, the management, supported by its legal counsels, judges the company's actions to be just, and that no further risk assessment different from what has already emerged from the order valuations is needed. One cannot exclude the existence in the future of events that could require modifications to the current valuations.

Ochre Solutions - United Kingdom

During 2014, the associate company Ochre Solutions - in which Impregilo International Infrastructures has 40% of shares and owner of the licensing agreement for the Oxford University Hospitals - received two Warning Notices with regard to the quality of the services offered. Some aspects of these Notices have been contested by the company; In spite of this, receiving three notices in six months would be considered a default event, according to the contractual agreements between the company and the Grantor entity. A default event would allow the Grantor to terminate the licensing agreement with the consequent transfer of all the rights deriving from the contract of which the Grantor is owner.

The administrators of Ochre Solutions are continuously communicating with the Grantor, and in July an agreement has been signed with the Grantor who, through a series of corrective actions that will be carried out by the company and whose effects have been included in its budget will avoid the contract's resolution.

Other litigation

The Corporate functions are not currently involved in any major litigation. Except for that disclosed in greater detail later in this report with regard to the USW Campania Projects, the only other litigation arose in 2009 with the lessor of the building where the old head office was located, in connection with the relocation of the Parent Company's head office from Sesto San Giovanni (Milan) to Milan. The dispute was decided in December 2012 by an arbitration award that upheld the lessor's claims, ordering the Parent Company to pay rent for the entire duration of the lease expiring in July 2012. This award was promptly challenged before the relevant Milan Court of Appeals, before which the proceedings are currently pending. However, in 2012, before the expiration of

Operating Performance of the Main Projects and Order Backlogs

the appeal deadline, the Parent Company had already recognized the impact of the arbitration award on its statement of financial position. Moreover, while the appellate proceedings were pending, the Parent Company was forced to pay the amount awarded to the lessor, reserving the right to a refund.

With regard to this dispute, please note that by virtue of the provisions of the contract executed with Immobiliare Lombarda S.p.A., in its capacity as the original lessor of the premises where the head office is currently located, Salini Impregilo S.p.A. (formerly Impregilo S.p.A.) holds the right to be held harmless from claims made by the previous lessor in excess of € 8 million, which it exercised by means of a payment injunction. The payment injunction was issued by the Court of Milan and challenged by Immobiliare Lombarda. However, while the proceedings are in progress, the opposing party paid the full amount of the claim, as the court refused to stay the enforcement of the payment injunction.

Investigation by the judiciary - Court of Milan (proceedings activated before the Court of Monza)

Further to the proceedings activated by the Public Prosecutor of the Court of Monza, in which the Chairman of the Board of Directors and the Chief Executive Officer of Impregilo S.p.A. and Imprepar S.p.A. were the targets of a preliminary investigation in connection with an alleged administrative violation related to the crimes subject of Article 25-ter, Letters a) and r), and Articles 5 and 44 of Legislative Decree No. 231/2001.

The charges against the targets of the investigation were announced by the relevant Public Prosecutor with a notice dated October 13, 2005.

The alleged charge against Impregilo is to have “prepared and implemented an organizational model unsuitable to prevent the crimes” allegedly attributed to the officers target of the investigation, from which the Company is alleged to have benefited.

The proceedings progressed through a series of interconnected and complex procedural phases, at the end of which, at a hearing held on July 12, 2007, concurring with the objections that the counsel for the defendants and the companies involved in these proceedings had raised since the preliminary hearing, the Court of Milan, ruling on a preliminary basis, declared that “the indictment issued by the Preliminary

Hearing Judge at the Court of Milan on February 21, 2007, in the proceedings pursuant to Article 416 of the Code of Criminal Procedure, was null and void” and, consequently, ordered that the record of the proceedings be sent back to the Public Prosecutor at the Court of Milan.

Consequently, the Milan Public Prosecutor reactivated the proceedings and, in November 2007, filed with the Judge for Preliminary Investigations in Milan a motion to end the proceedings. On February 13, 2009, the Judge for Preliminary Investigations granted the motion of the Public Prosecutor limited to a portion of the charges, which were dismissed. As a result of this decision, the proceedings targeting Imprepar S.p.A. ended. At the same time, the judge sent the record of the proceedings back to the Public Prosecutor for a filing of charges for the portion of the motion that had not been granted. Specifically with regard to the charges that were not dismissed by the Judge for Preliminary Investigations, the Company filed a motion for summary judgement and, at a hearing held on September 21, 2009, the Public Prosecutor requested a decision dismissing the remaining charges.

On March 21, 2012, the Milan Court of Appeals, denied the appeal motion filed by the Public Prosecutor against the lower court’s decision, which found Impregilo not guilty of the charge of violating Legislative Decree No. 231/01, and fully confirmed the above-mentioned decision by the lower court judge, who found, inter alia, that the organizational model adopted by the Company was adequate. The Public Prosecutor then appealed this decision to the Court of Cassation, which on December 18, 2013 handed down Decision No. 4677/14 setting aside the decision of the Milan Court of Appeals, returning the proceedings to a different section of the same Court for a new merit. The proceedings continued at the Milan Court of Appeals, which during the hearing of the 19 November 2014, acquitted the Company and confirmed the rest of the acquittal ruling of the of the Milan Public Prosecutor of the 17th of November 2009.

Other proceedings - Court of Florence

With regard to the criminal proceedings activated against the C.A.V.E.T. Consortium and certain individuals, including some former managers of the Consortium, it is worth mentioning that the appellate proceedings ended in June 2011 with a decision handed down on June 27, 2011, which reversed in full the lower court’s

decision, thus reversing the convictions handed down by the lower court and finding both the Consortium and the indicted individuals not guilty of any of the charges. The Public Prosecutor of the Court of Florence appealed this decision to the Court of Cassation, which, on March 18, 2013, set aside in part the decision of the Florence Court of Appeals ordering that the case be returned to the Court of Appeals. The reinstated proceedings before the Florence Court of Appeals got under way on January 30, 2014 and, on March 21, 2014, the Court of Appeals handed down a decision by which it rejected most of the charges levied by the Public Prosecutor, but upheld them in some important cases. The decision of the Court of Appeals of Florence, whose motivations have been filed on May 29, 2014, has been contested by each defendant and by the C.A.V.E.T, as civil authority, and last September the relevant cassation appeals were filed. The Consortium, in protecting its interests, is confident that it will be able to demonstrate, again, in the subsequent courts of instance, the correctness of its actions.

Todini's Litigation

Naples, construction of a railway section for an urban railway system, Piscinola-Secondigliano segment

Construction of the civil engineering structures for the Piscinola - Secondigliano railway segment, part of a project to modernize and upgrade the Naples - Alifana railway, was suspended in the second half of 2011 due to the customer's (Committente Metrocampania Nordest S.r.l.) failure to pay the consideration owed for the work. As a result, the only activities carried out concerned ensuring the safety of the jobsites.

The customer, while aware of the strategic significance of the project for the purpose of completing the railway system ringing the City of Naples, was unable to honor its commitments due to the financial difficulties that characterized the budget of the Campania region, which, ultimately, created a shortage of financial resources at the Metrocampania Nordest S.r.l. subsidiary, making the disbursements of the consideration owed extremely difficult.

In light of this situation, the Ministry of Infrastructures and Transportation, in accordance with the provisions of Decree Law No. 83 of June 22, 2012 (converted into Law No. 134 of August 7, 2012), appointed and ad acta

Commissioner tasked with determining the amounts of the payables and receivables of the companies that operate the regional railway services, with the aim of developing a plan to cover the ascertained deficit.

At this point, the appointed Commissioner has apparently completed his task regarding the investigative and planning phase and is now expected to announce his subsequent determinations.

Considering that, in order to allow the Commissioner to carry out his activities, the abovementioned Decree Law specified that no payment enforcement actions may be activated or pursued against the companies owned by the regional administration that operate railway transportation services for 12 months from the effective date of the abovementioned Decree Law No. 83 (which deadline was extended several times), 41 Paragraph 5 of Legislative Decree 133/2014), our subsidiary Todini Costruzioni Generali S.p.A. nevertheless took all actions that it deemed necessary to obtain satisfaction of its rights, while maintaining a non confrontational relationship with its customer, who still considers completion of the railway segment in question as a priority for the effective operation of the metropolitan railway ring.

Moreover, with Act dated June 30, 2014 notified to the Customer, the Todini Costruzioni Generali S.p.A. transferred to its parent company Salini Impregilo S.p.A. all its credits acquired through unpaid invoices issued to Ente Autonomo Volturno.

During 2014, and before having formalized the Act for the transfer, the Customer arranged for the partial payment towards Todini Costruzioni Generali S.p.A., for an approximate amount of € 8,500,000.

Finally, negotiations with the Customer were initiated, so as to:

- pay the unpaid credits;
- define the claims for payment advanced as a consequence of the works not being carried out as they should on the railway section;
- allow the works to be completed.

In the same negotiation, the Customer required that the definition of the litigation born out of the construction of the lot nearby of the Naples-Alifana railway

Operating Performance of the Main Projects and Order Backlogs

(Secondigliano - Di Vittorio), contracted to an A.T.I. of which, Todini Costruzioni Generali S.p.A. is mandatee.

In relation to said second order - of which the works have never been started - the A.T.I. as trustee has filed for ordinary proceedings as its contract was terminated, claiming for damages.

A1 Milan-Naples Highway, work to upgrade the Apennine Mountains section between Sasso Marconi and Barberino di Mugello, La Quercia-Aglio segment

This project refers to the work to enlarge and modernize the A1 Highway, Base tunnel - Lot 9-11 - Valico Bypass. This order is part of a larger project being implemented by Autostrade per l'Italia S.p.A. to upgrade the A1 Highway with the construction of the Valico Bypass to improve traffic conditions and reduce travel time between Bologna and Florence. The iconic work of the Valico Bypass is the Base Tunnel: a tunnel with separate lanes (cross-section of 160 m² and length of about 8.6 km) that will link the Emilia Romagna and Tuscany regions, connecting the future Badia Nuova rest area in the north with the new Poggiolino interchange in the south.

The works have been substantially completed with the exception of finishing work and some minor works to be carried out in the Tuscany Region.

Starting in June 2011, the Florence Public Prosecutor, at the end of an investigation launched in 2005, charged some employees/senior managers of Todini Costruzioni Generali S.p.A. with environmental crimes allegedly related to the construction of the Valico Bypass.

By a decision dated November 5, 2012, the Preliminary Hearing Judge ruled that the statute of limitations had run out on all of the crimes with which the defendants were charged regarding water control and effluent management and indicted the abovementioned defendants for the alleged crimes concerning the management of excavated soil and rocks and environmental damage.

In relation to these proceedings, on March 26, 2013, at a hearing before the Court of Florence, the Ministry of the Environment joined the proceedings as a civil plaintiff seeking damages from the civilly liable parties Todini C.G., Autostrade per l'Italia S.p.A. and other contractors involved (in addition to the defendants themselves),

putting forth a damage claim "for equivalent asset value" in an amount of at least € 810 million or different amount awarded in the proceedings.

In support of its claim, the Ministry of the Environment filed a report by the I.S.P.R.A. (an institute established within the Ministry), which was deleted from the record of the proceedings at a hearing on December 9, 2013, as the Judge ruled that the introduction of this document could not be allowed because it had not been developed through an adversary process and lacked the name of the party who wrote it.

Since the civil plaintiff failed to produce documents or consultants, at this point, the damage claim is not supported by any evidence as to its amount.

The preliminary investigation began in January 2014 and is currently undergoing.

The Group denies having any responsibility for the disputed issues, emphasizing that its conduct was completely lawful and that the charges levied against it are groundless. It also objects to the outrageous amount of the damage claim filed by the Ministry of the Environment, which, in addition to being put forth without first requesting the adoption of any environmental remediation measures that might have been necessary, does not appear to be compliant with Italian law and European Directive No. 2004/35/ EC. In that regard, the European Commission activated infraction proceedings against Italy in 2007 (No. 2007/4679) confirmed on January 27, 2012 with a complementary reasoned opinion, which recently resulted in the adoption, with Law No. 97 of August 6, 2013, No. 97 of August 6, 2013, of amendments to the Uniform Environmental Code enacted with Legislative Decree No. 152 of April 3 2006 which include the elimination from the text of Article 311 of the above-mentioned Legislative Decree. 152/2006 of the reference to the damage claim "for equivalent asset value", due to the fact that compensation for environmental damages can first of all be achieved with specific remediation measures.

In view of the foregoing considerations and comforted by the opinion of counsel, the Group believes that the above-mentioned damage claim is devoid of merit and, consequently, that the risk of the claim being granted is remote. Consequently, management did not find it necessary to recognize a provision in its financial statements.

Tax disputes

Corporate tax disputes

With regard to the dispute initiated by the Company with the Italian tax authorities (at that time, Impregilo) please note that:

- it is still pending at the Court of Cassation, following the appeal made by the counterparty concerning the notification of investigation with which it was challenged the tax treatment of the depreciations and of the capital losses detected by the Company during 2003. As already previously stated, the most significant fact concerning the transfer- made by Impregilo S.p.A. However, it should be noted that the main observation concerning the sale - made by Impregilo S.p.A. to Impregilo International NV - of the investment in the Chilean company Costanera Norte SA was dismissed by the Milan Regional Tax Commission on September 11, 2009 (Max. controlled tax € 70);
- the dispute concerning the nominal tax credit € 12.3 million acquired by third parties during previous extraordinary operations. A first class ruling was won while the second class ruling was not successful. This decision was challenged through an appeal at the Court of Cassation;
- A first class ruling is still pending for a dispute related to 2005, concerning the technical device used for the so called realignment of equity investments referred to in Article 128 of Presidential Decree No. 917/86, (Max. controlled tax € 4.2 million);
- With regard to a second dispute for the year 2005, concerning the costs incurred for a participatory association established in Venezuela, whose largest ascertained income is € 6.6 million, on May 19, 2015, the decision made by the Regional Tax Commission was filed, in which said Regional Tax Commission is totally in favour of the Company (the terms for an eventual appeal in front of the Court of Cassation are pending);
- the company received the following notices: (i) a payment invitation notice from the Agenzia delle Entrate (Italian Tax entity) that requested the collection of the Icelandic taxes for an amount equal to € 4.6 million This request for payment was promptly challenged and on 28/5/2015 the first ruling was

held, but the relevant directory has not yet been filed, and (ii) for the same motive, a tax payment form, for an amount € 4.6 million was received by the company. The latter appealed and won in first and second ruling (there is a possibility to appeal in front of the Court of Cassation);

The Company, with regard to the disputes still awaiting judgement, and also with the support of its legal experts and counsels, thinks that its behaviour has been correct and has consistently considered the condition of losing party something not only not probable but also impossible.

Moreover, the Company is currently undergoing a tax investigation by the Guardia di Finanza (Italian Financial police) - Tax Police of Milan, for the IRES, IRAP and VAT taxes for the years 2011 and 2012. During the investigation, the year 2010 was also included for verification. On 8/7/2015 a Verbal Ascertainment Process, with a higher taxable base for IRES of approx € 1.0 million and for IRAP pf approx. € 0,8 million. The Company also thought it appropriate to present the Agenzia delle Entrate (Italian tax entity) with a Communication of Adherence to the Verbal Ascertainment Process, pursuant to Article 5 bis of Legislative Decree June 19, 1997, No. 218.

Tax dispute - Iceland

In connection with the project, now concluded, for the construction of a hydroelectric power plant in Karanjukar (Iceland), which the Group successfully completed in previous years, please keep in mind that, in 2004, a dispute arose with the local tax authorities with regard to the party required to act as the withholding agent for the compensation of foreign temporary workers employed at the jobsite. Salini Impregilo (at the time Impregilo) was initially incorrectly held responsible for the payment of the withholdings on the abovementioned compensation, which it therefore paid. Subsequent to the final ruling in the proceedings activated in this dispute before the local lower court, the Company obtained full satisfaction of its claims. Nevertheless, the local authorities filed a new lawsuit, with a similar scope and, based on a decision handed down in February 2010 by the Icelandic Supreme Court, blatantly contradicting the previous decision issued in 2006 on the same matter by the same judicial authority, rejected the claims filed by the Company, which expected to be reimbursed both the unduly paid withholdings of €

Operating Performance of the Main Projects and Order Backlogs

6.9 million (at the original exchange rate). Following the latest ruling, the Company pursued all available judicial avenues, both at the international level (appeal filed with the EFTA Surveillance Authority on June 22, 2010) and, as far as possible, again at local level, in the belief, comforted by the opinion of counsel, that the decision previously handed down by the Icelandic Supreme Court was incorrect in respect of local legislation, the international agreements that govern trade relations between EFTA countries and international conventions that prohibit the adoption of discriminatory treatments for foreign entities (both individuals and companies) working in signatory countries which work in the territory of the countries with which they have an agreement. On February 8, 2012, the EFTA Surveillance Authority sent the Icelandic government a communication notifying an infraction regarding the free exchange of services and requesting the government to provide its response. In April 2013, at the conclusion of this process, the EFTA Surveillance Authority issued its reasoned opinion finding the provisions of the Icelandic legislation applied to the dispute in question to be inconsistent with the regulations governing trade relations between member countries and asking that Iceland take action consistent with this position. Consequently, the Company asked that the case be reopened, evaluating to take further decisions at an international level. In view of the above, Salini Impregilo does not believe that objective reasons currently exist to change the valuations made about this dispute.

USW Campania Projects

Introduction

The Group became involved in urban solid waste disposal projects in the province of Naples and other provinces in Campania at the end of the 1990's through its subsidiaries FIBE and FIBE Campania.

The USW Campania Projects have been divided into the following main phases:

- (i) a so-called "Contractual phase": This phase began in the 2000-2001 period with the signing, by the two project companies FIBE and FIBE Campania, of the service contracts for the disposal of urban waste in the provinces of Campania and ended on December 15, 2005 with the cancellation "by power of law" of the abovementioned contracts pursuant to Decree

Law No. 245/2005 (converted into Law No. 21 of January 27, 2006);

- (ii) and a so-called "Transitional" phase: this phase, which started with the conclusion of the Contractual phase and, lasted until the enactment of Decree Law No. 90 of May 23, 2008 and Decree Law No. 107 of June 17, 2008, both converted into Law No. 123 of July 14, 2008. This last measure officially marked the Group's exit from the waste disposal business, transferring to the Provincial Administrations title to the RDF facilities "located in their municipalities";
- (iii) and a so-called "Current" phase that, begins with the end of the Transitional phase and is ongoing.

At the same time, the relevant issues that, starting in the 1999-2000 period, have characterized the company's activities with regard to the service contracts and that have been already fully discussed and illustrated in all financial reports that the Group has published since that period, have evolved and changed during the years, generating various litigations, some of which very significant and still ongoing. Having observed positive developments during the last years, the general situation of the ongoing litigations is still very complex and is synthetically summarized in the following paragraphs especially with regard to what concerns the situations that still present a risk.

Since FIBE Campania S.p.A. was incorporated into FIBE S.p.A. in 2009, in the rest of this chapter, unless otherwise stated, reference is made exclusively to FIBE S.p.A., even with regard to positions and events that affected the company dissolved through the merger.

Administrative litigation

Collection of the sums that FIBE had to receive from the local administrations as waste disposal fee until the contracts end

The ad acta Commissioner appointed by the Regional Administrative Court to recover the receivables owed to the former contractors by local administrations for the waste disposal services provided until December 15, 2005, filed its final report in which, it established that with regard to the entire credit to be received by FIBE for the services offered up until 15/12/2005, equal to € 138,288,117, the administration has already directly collected, without remitting it to FIBE, the sum of €

46,363,800, and still needs to collect and give FIBE the sum of € 74,317,550 and that what FIBE has already directly collected, as fee, amounts to € 17,606,767.

The Administration, in addition to raising some exceptions concerning the calculation criteria and the compensability of the credit entries (also the object of other considerations), exceptions rejected by the Regional Administrative Court, filed a claim asking to consider the appeal barred from further proceedings due to the fact that as of December 31, 2009, the regulations that allowed to carry out these activities that the ad acta Commissioner did not exist anymore. With Order No. 2517/2015, the Regional Administrative Court, confirming the existence of the obligation of the Administration (and for said Administration, the Commissioner appointed for said purpose) to collect the FIBE's credits, has rejected the complaint. Contrary to said Order, the Public Administration challenged this decision in appeal to the Council of State.

Following the resignation of the ad acta Commissioner, of the subsequent appointment by the Regional Administrative Court as ad acta Commissioner of the the Commander General of the Guardia di Finanza or an executive officer specially appointed by him, considering the proposed incompatibility demonstrated by the latter, during the hearing of June, 17, 2015, the Regional Administrative Court has decided that it will opt for a new appointment.

Request to FIBE for the reacquisition of the ownership of some storage areas and sites by the persons appointed by the Government Commissioner for the management of technical and operational activities

Starting in 2008, FIBE had to deal with a series of repeated initiatives with which the subjects appointed by the Government Commissioner for the management of the technical and operational activities imposed to the said FIBE the reacquisition of the ownership of some storage areas and sites, already delivered in August 2008, as they were deemed not functional for the management of the service. The Regional Administrative Court of Latium and the Council of State, on impugment of the relevant provisions by FIBE, confirmed the functionality of these sites for the integrated waste cycle. In this context we have the initiative promoted by SAP NA S.p.A., a provincial company of the Province of Naples, in front of the

Court of Naples, with approximately 40 hearings. The company challenged its succession as owner of some temporary and permanent storage areas and sites, asking, subordinately, for a reimbursement and to be held harmless towards FIBE S.p.A. and/or the Government Commissioner with regard to the incurred medium-length management costs and those that need to be dealt with for eventual reclamation expenses. Following the hearings at the Ordinary Court of Naples, which state the lack of jurisdiction in favour of the Administrative Court Judge, most of the litigation has been summarized by SAP NA in front of the Regional Administrative Court of Campania. The hearings concerning the first appeals have been filed in June 2015. During these hearings the Regional Administrative Court of Campania has entirely rejected all the claims advanced by SAP NA.

Administrative procedures for the recording and recognition of the costs incurred for activities carried out and the work ordered by the Administration during the transitional management

Starting from 2009, FIBE in front of the Regional Administrative Court of Latium, contested the inertia demonstrated by the Administration with regard to the completion of the administrative procedures for financial reporting and recognition of the costs for the ex-lege activities carried out by the ex trustees of the service and for the works ordered by the Administration and carried out by the companies during the transitional management.

Within the scope of these proceedings, the Regional Administrative Court appointed an auditor who as at March 31, 2014, filed his final expert opinion in which, in synthesis, he carried out a confrontation of the sums stated by FIBE for its appeal and the underlying documentation, detecting a substantial correspondence. This appeal is currently pending. A specific petition has been filed for the hearing date to be fixed.

Conveyance of waste to the Acerra waste-to-energy facility

Through a complaint notified on May 18, 2009 (RG No. 4189/09), the Companies again petitioned the Regional Administrative Court of Latium, challenging Prime Minister Order No. 3748/09 insofar as it ordered that only waste produced and stored after the date of termination of the service contracts with the Companies

Operating Performance of the Main Projects and Order Backlogs

(after December 15, 2005) could be conveyed to the Acerra waste-to-energy facility. A date for a merit hearing has yet to be set.

Payment of the Campania RDF facilities

With decision 3886 on May 5, 2011, the Regional Administrative Court of Latium granted FIBE's motion, ordering the Public Administration to pay the unamortized costs at the date of termination for the Campania RDF facilities in favour of FIBE the total sum of € 204,742,665.00 plus statutory and delinquent interest from December 15, 2005.

Following the enforced procedure promoted by FIBE and opposed by the Officer of the Prime Minister the amount of € 240,547,560.96 was awarded to FIBE in satisfaction of the actioned claim, including both principal and statutory interest, but stayed the enforcement action for the additional interest claimed. Both parties have filed a merit hearing and since the hearing held on January 19, 2015, the court has yet to hand down its decision.

With regard to the payment of the unamortized costs at December 15, 2005, for the Campania RDF facilities, the activities for collecting the VAT paid on the amount € 204,742,665.00 collected after the hearing are currently being carried out. An independent legal action has been initiated, which as at January 28, 2015, resulted in an injunction towards the Office of the Prime Minister, then challenged on March 13, 2015 and with hearing fixed for September 22, 2015.

Environmental litigation

During the various phases of the USW Campania projects, the Group had to face various administrative proceedings concerning the reclamation and the implementation of safety measures of sites of some dumps, storage areas and production plants of the RDF facilities. These proceedings have not yet come to a positive conclusion and have been suspended, awaiting the merit hearings. With regard to the proceedings concerning the characterization and the m.i.s.e. concerning the Pontericcio site, the RDF production plant of Giugliano and the Cava Giuliani temporary storage area, the Regional Administrative Court of Latium, with Decision No. 6033/2012, denied the complaints proposed by FIBE S.p.A. The Company challenged this decision, based on contamination found at a site different to those subject of the proceedings and

an appeal was made to the Council of State, denying FIBE's precautionary motion to stay the enforcement of the decision. The parties are currently waiting for a merit hearing to be scheduled. With reference to the Cava Giuliani landfill, the Regional Administrative Court of Latium, with Decision No. 5831/2012 has stated the jurisdiction of the T.S.A.P. (Public Water Superior Court) where the appeal has been summarized and is pending with No. 36/2013. Meanwhile, without prejudice to the fact that this could in any way be an admittance of responsibility, FIBE is carrying out the characterization activities of the abovementioned sites.

Civil litigation

In May 2005, the Government Commissioner filed an action requesting compensation from FIBE, FIBE Campania and FISIA Italmimpianti for alleged damages amounting to approximately € 43 million. In the course of the proceedings, the Government Commissioner increased its damage claims to over € 700 million, plus a further sum to claim for damages to its image, quantified at € 1 billion.

The Companies joined the proceedings and, in addition to disputing the claims made by the Government Commissioner, filed a counterclaim requesting compensation for damage and sundry charges determined in the initial filing at more than € 650 million, plus a further to claim for damages to their image quantified at € 1.5 billion. In the same proceeding, the banks that issued FIBE and FIBE Campania's performance bonds to the Government Commissioner also moved for the Commissioner's claim to be denied and, in any case, asked to be held harmless by Salini Impregilo (then Impregilo) from the commissioner's claims. Salini Impregilo joined the proceedings contesting the request of the guarantor banks.

The Government Solicitor's Office appealed the Decision made on April 11, 2011, in which it was found that jurisdiction rested with the administrative court and not with the ordinary court. The hearing is fixed for February 2, 2017.

On August 1, 2012, the Ministry of Justice and the Cassa Ammende reactivated, before the Court of Milan, the proceedings concerning the enforcement of sureties totalling € 13,000,000.00 provided by some large credit institutions to guarantee the performance of the orders issued by the Public Prosecutor of Naples in connection with the seizure of the RDF facilities.

With decision No. 6907/14 the Court of Milan denied the requests made by Cassa Ammende and by the Ministry of Justice against the banks, UniCredit and ABC International Bank PLC, as a result declaring the claims for recourse filed by the banks against IMPREGILO and by the latter and FIBE against the Office of the Prime Minister absorbed.

Opposing this Decision, the Ministry of Justice and the Cassa Ammende have appealed and the relative hearing, which was held at the Milan Court of Appeals, has been postponed to December, 13, 2016, in order to specify the conclusions.

Also worth mentioning, at a civil court level, are some lawsuits recently filed by public administrations that, under various titles, have standing in contesting FIBE's activities with respect to the complex management of the receivables and payables arising from the "contractual management" period. Although these proceedings are separate from those described above, they refer to the same issues subject of the claims filed by FIBE in the administrative courts, with regard to which the activities of the ad acta commissioner is still in progress. Accordingly and comforted by the advice of the counsel that supports the Group in this complex context, the Group believes that FIBE's fully compliant conduct during the "contractual" period can reasonably be confirmed and that the risk of a negative outcome of these proceedings is merely possible. Specifically, the Company's counsel believes that the public administration's claims can reasonably be resisted considering the counterclaims and the admissibility in these proceedings of a court ordered offsetting process.

Lastly, pending proceedings include a lawsuit in opposition to a payment injunction issued by FS Logistica (formerly Ecolog) against the Office of the Prime Minister for the payment of consideration owed for assignments it received from 2001 to 2008 by the then Government Commissioner for shipment of waste outside Italy. The claim, made through a summary procedure, was lodged against the Office of the Prime Minister which turned to FIBE as guarantor. FIBE, in turn, advanced a counterclaim for the payment of the excess costs incurred during the agreement. The Judge allowed a court ordered technical expert's report only with regard to the claims advanced by FS Logistica towards the Office of the Prime Minister and the object of the injunction, postponing the hearing to 31.3.2016.

Tax dispute

Worth of mention, in this scope, is the ongoing dispute concerning the ICI (council tax) regarding the Acerra waste-to-energy facility.

In January 2013 the subsidiary FIBE received various notices of assessment from the City of Acerra, regarding the waste-to-energy facility for the payment of the ICI council tax and the relevant sanctions for a total amount of € 14.3 million for the years 2009-2011. The amount claimed by the City of Acerra and challenged by the Company has undergone first and second rulings and the terms for an appeal to the Court of Cassation are pending. The original claim has been reduced by the competent Regional Tax Commission of Naples (CTR) so as to annul the tax-assessment notices already issued by the Tax Collection Agency.

Even if it thinks that its actions are legitimate, the Company supported by the opinions of its counsels with regard to the situation as at June, 30, 2015, decided to collect, abeing the situation very complex, the amount of € 4.5 million.

Criminal litigation

In September 2006, the Public Prosecutor of the Court of Naples served Impregilo S.p.A., Impregilo International Infrastructures N.V., FIBE S.p.A., FIBE Campania S.p.A., FISIA Italmimpianti S.p.A. and Gestione Napoli in liquidation with a "Notice of the completion of the preliminary investigation about the administrative liability of legal entities" related to the alleged administrative violation pursuant to Article 24 of Legislative Decree within the framework of criminal proceedings against some former Directors and employees of the abovementioned companies, who were being investigated for the crimes subject of Article 640, Sections 1 and 2, No. 1, of the Italian Criminal Code in connection with the contracts for management of the urban solid waste disposal cycle in the Campania region. Following the preliminary hearing of February 29, 2008, the Preliminary Hearing Judge at the Court of Naples granted the motions for indictment made by the Public Prosecutor, consequently, declared that all filings to join the proceedings as plaintiffs seeking damages from the companies were inadmissible.

With regard to the abovementioned precautionary measure, the Preliminary Hearing Judge, with an order dated June 26, 2007, ordered the preventive

Operating Performance of the Main Projects and Order Backlogs

attachment of the alleged “profit from the crime” quantified at about € 750 million.

The precautionary proceedings, continued for five years, before definitively ending, without any action taken against the Group, in May 2012. On November 4, 2013, the Court of Naples handed down a decision finding all defendants not guilty on all charges and in the most ample manner. In March 2014, the Naples Public Prosecutor appealed the decision. We are waiting for the hearing to be fixed at the Naples Court of Appeals.

* * *

During 2008, as part of a new investigation by the Court of Naples into waste disposal carried out after the termination of the contracts by force of law (on December 15, 2005), the Preliminary Investigations Judge, upon a request by the Naples Public Prosecutor issued preventive measures against some managers and employees of FIBE, FIBE Campania and FISIA Italmimpianti and managers in the Commissioner’s office. As part of this investigation, which in the record is described both as a continuation of an earlier investigation and as separate proceedings based on new charges, the former contractors and FISIA Italmimpianti are again charged with the administrative liability attributable to legal entities pursuant to Legislative Decree No. 231/01.

During the hearing held on March 21, 2013 the Public Prosecutor asked for the indictment of all defendants and legal entities involved pursuant to ex. Legislative Decree No. 231/2001 for all of the charges in the proceedings, transferring the proceedings before the Court of Rome as a result of an acting magistrate being listed by the Public Prosecutor of Naples as being under investigation.

The Court of Rome during the hearing held on April 1, 2014, acquired the Decision of the Court of Naples - Fifth Criminal Chamber for the abovementioned “parent” case (15940/03 R.G.N.R.). This will also serve to better assess the requests of evidence that will be presented by the parties. Having carried out the demands for evidence, the process, still in the discussion phase, has been postponed to October 27, 2015, for the examination of the technical expert of the Public Prosecutor. On December 23, 2011, FIBE S.p.A., in its capacity

as the legal entity involved pursuant to Legislative Decree No. 231/01, was served with a notice of completion of the preliminary investigations related to another investigation by the Naples Public Prosecutor. The charges are based on a violation of 81, Section Two, Article 110 and Article 640, Sections 1 and 2, of the Italian Criminal Code, committed jointly and with the prior agreement of the defendants (individuals) and other parties to be identified, in connection with the management of an urban wastewater purification service based on treatment facilities.

FIBE S.p.A. is a defendant because it allegedly submitted expense reports that, among the other items related to the disposal of USW, included the cost of transporting leachate, while failing to mention the fact that the leachate was transported to facilities without the requisite proper permit and lacked the technical qualifications and residual treatment capacity.

The public prosecutor filed a motion requesting that the Judge for the Preliminary Hearing at the Court of Naples hear the case upholding the lack of functional jurisdiction ruled that it lacked jurisdiction and ordered that the record of the proceedings be forwarded to the Rome Public Prosecutor.

On April 13, 2015 the Rome Public Prosecutor requested the dismissal of all charges for all the defendants (both individuals and legal persons). The Preliminary Investigation Judge has yet to provide his decision.

As it relates to events challenged in the period after the contracts were terminated, when the companies’ activities were not solely specifically covered by Law No. 21/2006, but also carried out on behalf of the commissioner, the Companies of the Group are fully convinced that they acted in accordance with the law.

Assessment by the board of directors regarding the status of the USW Campania projects at June 30, 2015

Salini Impregilo Group’s situation with respect to the USW Campania Projects at June 30, 2015, still continues to be extremely complex and uncertain (as can be seen from the wealth of information above). The rulings by the administrative courts regarding

the claims put forth for the costs of the RDF facilities that had not been amortized when the service contracts were cancelled (December 15, 2005), and those that recently have been given by the proceedings of SAP.NA, as discussed earlier in this Report, are positive and extremely important factors, because they support the Group's arguments regarding the correctness of its conduct and the resulting assessments made to date. Taking also into account the recent rulings handed down by the administrative judges regarding the previously mentioned environmental issues, which are still pending with regard to merit and for which the risk

of an unfavorable outcome was assessed, with the support of the counsel assisting FIBE in the various disputes, as being in the realm of mere possibility, at this time, an accurate timing for the end of the various pending proceedings cannot be reasonably determined.

In view of the complexity and development of the different disputes described in detail in the preceding paragraphs, the possibility that future events, unforeseeable at this point, could occur requiring changes to the assessments made thus far cannot be excluded.

An aerial photograph of an industrial facility, likely a power plant or refinery, featuring a prominent cooling tower and various industrial buildings. The image is split vertically into two halves: the left half is dark blue, and the right half is light blue. A white horizontal line is visible in the upper left quadrant. A large, dark grey, L-shaped graphic element is positioned in the center, framing the year '2015'.

Human
resources and
organisation

2015

Organization

Following the definition, in 2014, of the fundamental elements of the corporate organizational structure, the activities within the Organization area in the first half of 2015 were focused primarily on:

- completing the second level organizational structures of the Corporate area;
- consolidating the organizational matrix model designed to ensure full transparency of business processes, by using all the skills present in the company, through a guidance system for the Corporate functions at all levels of the organization that clearly identifies the:
 - “Business” functions, responsible for conducting the business within the Group Operating Units (Contracts, Companies and Consortia);
 - “Competence” or guidance functions responsible for providing guidelines, control and specialist support for the management of business activities.

The Company is also working on the optimization and completion of its procedural framework, whose elements had already been defined during 2014, to bring it closer into line with the Company's new organizational structure and the consequent evolution of the process model. Specifically, this consists of verifying the procedures with respect to both the continued optimization of company processes, in dialog with the organizational units concerned, and the compliance of some of these units with Law No. 262/05. To facilitate the communication and understanding of the new procedural and organizational structure, a number of video tutorials are being developed on an e-learning platform that will explain the main company processes in simple language.

Training

To support the achievement of the corporate objectives and to aid organizational development and change management, in the first half of 2015 Salini Impregilo continued to invest in technical and managerial skills training and development. With regard to change management, major team building and business coaching and mentoring initiatives have been developed and launched. In particular, a Team Coaching programme is being carried out, dedicated to specific organisational functions, in order to promote new work models aimed at reaching specific organisational objectives.

Other major mentoring and business coaching projects have been developed and recently launched, which are aimed at a community of company managers, from various areas, who hold key organizational positions.

In terms of managerial training, a “Train the trainers” program has been developed for 25 company senior managers and managers who have taught on the “Master in Project Management” sponsored by the Group. The training workshops were aimed at providing support for educational methods, teaching style and preparation of training material. They also contributed to creating the initial nucleus of Salini Impregilo's internal Faculty, which will enable the organization and transmission of a significant component of the corporate know-how.

In the first half of 2015, the Group continued to provide and develop language, technical and corporate training programmes. These programmes are specifically dedicated to providing the knowledge and skills required to operate in line and in compliance with regulatory provisions, and to transfer knowledge of the company's organizational and operational system and the business environment that the Group operates in.

With regard to language training, the program is currently underway, which involves around 80 people and uses different teaching methods according to the specific needs of the participants: individual, semi-individual and group courses, all using a blended approach. The blended approach involves a mix of classroom and online training, to provide a more effective educational process.

In terms of corporate training, in keeping with the attention and importance that the Group places on Occupational Health and Safety, in addition to the usual classroom activities for new recruits in compliance with the provisions of Legislative Decree 81/08 as amended, Salini Impregilo continued, as in 2014, to provide e-learning courses specifically targeted at Senior Managers (newly hired and/or newly appointed) as required by the state regions agreement of December 12, 2011. Intensive design and development work for corporate and professional role training was also carried out in the second half of 2014 and the first half of 2015. In particular, training programs with reference to the Organization, Management and Control Model and the Anti-corruption Model were delivered, with different delivery modes according to the recipient (classroom for top management, e-learning for all headquarters and project resources) with the objective of acquiring basic knowledge on the subject of Administrative Liability of Companies, pursuant to Legislative Decree

Human resources and organisation

231/2001, and on the main international anti-corruption standards (UK Bribery Act, FCPA, etc.), in order to prevent commission of the crimes envisaged by the legislation, together with full knowledge of company regulations and ethical standards on which conduct within the Company must be based.

Attraction and development of talent

100 Young Engineers - Tomorrow's Builders

As part of the "Courage at Work" campaign, launched in 2014, the project for the selection and hiring of 100 Young Engineers was implemented and completed, between December 2014 and February 2015, with the aim of recruiting 100 of the best students and new graduates primarily from Civil Engineering, Mechanical Engineering, Environmental Science, Building-Architecture and Management Faculties.

A training program called "BUILD UP" was also designed and is currently being developed for the 100 new recruits, which involves interfunctional rotation within the construction sites as a first training step, aimed at accelerating learning for the trainees with a view to assigning them a specific role. The BUILD UP development model, designed for the "100 Giovani Ingegneri - Tomorrow's Builders" consists of structured on-the-job on-site training programs and development initiatives, aimed at enabling trainees to acquire the necessary skills to hold key roles within the organization in the future.

Tutoring Project

The "Courage at Work" campaign also includes a multi-year tutoring project for talented university students in Italy and abroad, to be carried out through professional guidance and in-house training activities. To this end, an employer branding strategy has been devised and developed, which was deployed extensively in the main Italian Universities, in the first half of 2015, and will be extended to international level in the second half of the year.

Indeed, by establishing strategic agreements with leading Italian and international universities, Salini Impregilo aims at identifying and recruiting the most talented individuals in the local and international job markets and at facilitating their professional growth and development through the implementation of training and tutoring programs for the top performers.

"Master in Project Management in the Major International Construction Sites"

During the first half of 2015 the classroom teaching phase was implemented for the Master in "Project Management" in the Major International Construction Sites sponsored by the Group and conducted in the Pesenti School of the Politecnico di Milano. The lessons were, in the majority of cases, given by a Faculty of Salini Impregilo lecturers, who provided their experience and their technical know-how, in order to train 32 students. The Master course is a reflection of the Company's strong focus on training programs and professional guidance and the classroom sessions covered the main aspects of project management.

News concerning trade union aspects at the national level

Remuneration increases from the national collective bargaining agreement for employees of construction and related companies of July 1, 2014

The changes introduced by the above national agreement included a remuneration increase of 25 euros gross per month with parameter 100 with effect from July 1, 2015. In addition, for all employees, with effect from January 1, 2015, payment of a monthly contribution borne by the company to PREVEDI of 8 euros with parameter 100.

Contribution rates - National Collective Bargaining Agreement for Senior Managers of December 30, 2014

The renewal of the above National Agreement introduced an increase, with effect from January 1, 2015, in the contribution rates due to FASI by companies and senior managers.

Industrial relations and management of headquarters personnel

Election of the company union representatives for the Rome office

Through letters dated January 21, 2015, the trade union confederations initiated the procedure for the establishment of the Company Union Representatives of Salini Impregilo S.p.A., Todini Costruzioni Generali S.p.A., Co.Ge.Ma. S.p.A. at the operational

headquarters in Rome. The elections were duly held on February 20 and 23.

On March 13, the newly elected company union representatives requested and obtained a meeting with the Representatives of the Company, thereby initiating the dialogue aimed at laying the foundations for a process of fair and proper trade union relations.

Extension of company regulations from the Milan office to the Rome offices

With the aim of facilitating the process of integration resulting from the merger and ensuring equality of treatment for all employees of the Group by providing a system based on principles of flexibility, transparency and protecting the well-being of workers, the company's regulations in force at the Milan office were extended to the Rome offices, after having identified the packages provided to the Milan staff. The extension of the company regulations, effective from August 1, 2015, was implemented through the signing of the agreement dated July 7, 2015.

Integration of offices

As part of the process of integration of the Milan and Rome offices, the Company - which is determined to pursue the objectives of efficiency improvement of Corporate processes and procedures, overall optimization of Group costs, and a coherent and targeted remix of the professional expertise within the company population - has initiated a process of dialogue with the Group's trade unions and trade union representatives, through the meetings of June 10 and 17, and company representatives evaluate all the instruments available to mitigate any impact on the workers of the actions taken in the short term for the above purposes.

Industrial relations and management of operational project personnel

COCIV

On January 31, 2015, the Consortium signed a Memorandum of Understanding with the Piedmont Region and the trade unions with which it was agreed, inter alia, to monitor the issue of safety, activating a special working group, ensuring attentive, strenuous and continuous action to prevent criminal infiltration and to give priority to local companies and labor.

On April 23, 2015 the Consortium signed an agreement with the local trade unions of Alessandria and the company union representatives of the Castagnola construction site, the first construction site on the entire section to have exceeded the distance of one kilometer from the tunnel face and its entrance. The agreement established that, based on the option provided for in Article 20b of the national collective bargaining agreement applied, with effect from April 1, 2015 COCIV would pay an additional remuneration of 15% to the personnel of the Castagnola construction site making up the tunnel teams regularly assigned to workstations beyond the abovementioned kilometer, for each hour actually worked in that status. On that occasion the Parties also agreed to the payment, in the April 2015 payslip, of a lump sum amount of € 500 gross as definitive compensation for the performance of similar work up to June 31, 2015.

In addition, in order to review the amount of the abovementioned compensation on a Section basis, as well as fully implementing the system of trade union relations set out in the Memorandum of Understanding of May 14, 2012, the local trade unions of Genoa and Alessandria, the trade union and company representatives of all the construction sites and the Consortium initiated a dialog in which, on June 4, 2015, a single set of trade union demands was submitted to COCIV on mandate of all the manual workers for the entire project.

Contracts being terminated

As a result of the definitive completion of several Projects and the consequent forthcoming total depletion of all the associated work related to their completion, personnel redundancy procedures were initiated for the following contracts:

- Passante di Mestre, procedure closing June 2015;
- Metro B1 S.c.a.r.l., procedure closing June 2015;
- Salerno-Reggio Calabria S.c.p.A., procedure closing August 2015;
- La Quado S.c.a.r.l., procedure closing October 2015;
- Pedelombarda S.c.p.A., procedure closing November 2015;
- RC - Scilla S.c.p.A., procedure closing December 2015.



Significant events

2015

This section presents the main events that occurred after June 30, 2015, regarding the matters not specifically commented on in earlier sections of the Half-Year Financial Report of the Salini Impregilo Group for the first half of 2015.

Site integration

Following the meetings of June 10 and June 17 this year, on July 7, 2015 the national and local trade unions and company union representatives of Salini Impregilo S.p.A., Todini Costruzioni Generali S.p.A. and Co.Ge.Ma. S.p.A., signed an agreement with the Group Representatives, which establishes the implementation of a series of tools to help during the integration process like: the transfer of employees, the possibility of accessing voluntary pension schemes and incentive programmes. This, with the aim of promoting a prompt integration and of mitigating the impact of these activities on employees.

Contract for the construction of the Al Bayt stadium in Qatar

On July 8, 2015, the Salini Impregilo Group was awarded the contract for the construction of the Al Bayt stadium in the city of Al Khor in Qatar, around 50 km north of the capital Doha. The contract, worth € 770 million, of which € 716 million for construction works and over € 53 million for operation & maintenance, involves the design and construction of one of the sports complexes that the FIFA World Cup 2022 will be played in. The project, awarded by the governmental foundation Aspire Zone, responsible for the development of sports infrastructure in the country, involves the construction of a stadium that can accommodate 70,000 spectators, with an area of 200 thousand square meters; of an auxiliary building for security and the administrative part of the facility; and of the center that will house the electromechanical and distribution systems.

Contract for the construction of primary urban infrastructures in Qatar

On July 9, 2015, the Salini Impregilo Group was awarded the contract for the construction of primary

urban development infrastructure in Shamal, an area of residential development located approximately 100 km from the capital Doha in the far north of Qatar. The Project, worth € 300 million, is part of the "Framework Contract for Local Roads and Drainage Programme (LR&DP)". The works, to be completed within 30 months, were awarded to Salini Impregilo by the Public Works Authority of Ashghal, the authority established in 2004 and responsible for the design, implementation and management of public infrastructure in the Gulf state. Salini Impregilo was awarded the creation of Package 01, which covers about 25% of the development area and includes roads and infrastructure in the district of Al-Zubara located in the west, the area north of the central district of Abu Al-Dholouf and the area south of the city of Al-Shamal, in addition to design and planning of the microtunneling and of the water system for irrigating the green areas. The entire area for residential development measures 1,043 hectares and is connected to Doha through the "North Road".

Contract for the design and construction of the A1 motorway in Poland

On July 22, 2015, the Salini Impregilo Group was awarded a contract worth € 170 million for the design and construction of 20,270 km of a section of the A1 Motorway south of Warsaw near the town of Katowice. The project is financed in part by EU funds and in part by Polish public funding. The works, which will last for a total of 33 months, include three junctions: Rzasawa, Lgota, Blachownia, 4 bridges, 1 railway bridge and 21 viaducts. The road surfacing will be entirely in concrete.

Appointment of the new Chairman of the Board of Directors

On July 14, 2015, the Board of Directors of Salini Impregilo S.p.A. appointed the Director Alberto Giovannini as the Chairman of the Company. Giovannini replaced Claudio Costamagna, recently appointed as Chairman of the Board of Directors of Cassa Depositi e Prestiti S.p.A., who resigned from his position as Director, Chairman of the Board of Directors and member of the Executive Committee of Salini Impregilo.

Outlook

2015



The macroeconomic scenario is still in a transitional phase, whereas the demand for large-scale infrastructure is showing signs of more rapid growth than expected. In this macroeconomic scenario, the Salini Impregilo Group, for the half-year period under review, has achieved positive results, the conclusion of the agreement for the renegotiation of its bank debt and the consolidation of the new organizational structures resulting from

the merger between Salini and Impregilo. At the end of the first half of 2015, a truly outstanding order portfolio, both in qualitative and quantitative terms, and a well-balanced financial structure, continue to be important growth and development factors that support the directors' expectation that results for the subsequent periods of the current year will be in keeping with the guide lines announced to the market.

Other
information

2015



BR 108 - SÃO CARLOS - VIA PADRE MANOEL DA MOURA
Santos
São Vicente
Praia Grande
Folha 1

Cabellão
Suçupira
Bofillândia
Folha 2

Pirita Grande
Mangaporã
Votuporã
Folha 3

Compliance with the requirements of Article 36 of the Market Regulations

Salini Impregilo confirms that it complies with the requirements of Article 36 of Consob No. 16191 (the “Market Regulations”), based on the procedures adopted before the above-mentioned regulations went into effect and the availability of the related information.

Other information

In accordance with the requirements set out in Article 2428 of the Italian Civil Code, the Company discloses that it did not carry out any research and development activities in the first half of 2015.

Share buy-back

The share buy-back programme, as decided by the Ordinary Shareholder’s meeting of Salini Impregilo, held on September 19, 2014, began in October 6, 2004, and to the date of this Half-Year Financial report there are No. 3,104,377 shares equal to € 7,676,914.46.



Alternative
performance
indicators

2015



As required by Consob Communication No. 6064293 of July 28, 2006, information about the composition of the performance indicators used in this document and in the corporate communications of the Salini Impregilo Group is provided below.

Financial ratios

Debt/Equity ratio: This indicator corresponds to the ratio of net financial position as the numerator (with a negative sign signifying net debt) to shareholders' equity as the denominator. The consolidated statement of financial position items making up the financial position are listed in the specific table in the notes. The shareholders' equity items are those included in the relevant section of the consolidated statement of financial position. On a consolidated basis, the shareholders' equity used for this ratio includes the amount attributable to minority interests.

Performance indicators

1. **EBITDA or Gross operating profit:** This indicator is the algebraic sum of the following items included in the income statement for the period:
 - a. Total revenue.
 - b. Total costs, except for depreciation and amortization.


This indicator can also be shown in percentage form, as the ratio of EBITDA to Total revenue.

2. **EBIT or Operating Profit:** This indicator corresponds to the operating profit shown in the income statement and is equal to the algebraic sum of Total revenue and Total costs.
3. **Return on sales or R.o.S.:** This indicator, stated as a percentage, shows the ratio of EBIT, computed in the manner described above, to Total revenue.

The Board of Directors
The Chairman

Signed on the original



An aerial photograph of a dam structure on the left, with a large concrete building featuring a grid of windows on a hillside to the right. The background shows a steep, forested mountain. The image is split vertically, with the right half being a faded version of the same scene.

**Condensed
interim
consolidated
financial
statements as
at June 30, 2015**

2015

Financial statements

Statement of financial position

(Amounts in €/000)					
ASSETS	Note	June 30, 2015	<i>of which: related parties</i>	December 31, 2014	<i>of which: related parties</i>
Non-current assets					
Property, plant and equipment	5	615,610		567,919	
Intangible assets	6	197,104		160,014	
Equity investments	7	110,581		104,422	
Non-current financial assets	8	106,673	20,619	89,124	15,657
Deferred tax assets	9	158,093		138,402	
Total non-current assets		1,188,061		1,059,881	
Current assets					
Inventories	10	260,955		262,740	
Contract work in progress	11	1,608,354		1,252,769	
Trade receivables	12	1,745,792	214,311	1,680,303	259,714
Derivatives and other current financial assets	13	130,539	90,171	156,908	105,284
Current tax assets	14	118,561		95,477	
Other tax receivables	14	114,373		96,489	
Other current assets	15	665,703	98,835	689,997	103,544
Cash and cash equivalents	16	983,451		1,030,925	
Total current assets		5,627,728		5,265,608	
Non-current assets held for sale and discontinued operations	17	333,550		344,154	
Total assets		7,149,339		6,669,643	

Condensed interim consolidated financial statements as at June 30, 2015

(Amounts in €/000)			<i>of which: related parties</i>		<i>of which: related parties</i>
EQUITY AND LIABILITIES	Note	June 30, 2015		December 31, 2014	
Equity					
Share capital		544,740		544,740	
Share premium reserve		120,798		120,798	
Other reserves		90,024		88,489	
Other components of comprehensive income		25,399		12,115	
Retained earnings		324,611		249,988	
Profit for the period		53,029		93,773	
Equity attributable to the owners of Parent		1,158,601		1,109,903	
Non-controlling interests		90,896		76,513	
Total equity	18	1,249,497		1,186,416	
Non-current liabilities					
Bank and other loans	19	484,987		456,209	
Bond issues	20	395,138		394,326	
Payables under finance leases	21	96,302		102,310	
Non-current derivatives	22	4,756		4,951	
Post-employment benefits and employee benefits	23	23,231		23,320	
Deferred tax liabilities	9	108,132		80,435	
Provisions for risks	24	108,513		97,527	
Total non-current liabilities		1,221,059		1,159,078	
Current liabilities					
Bank account overdrafts and current portion of financing facilities	19	434,672	6,073	247,522	5,795
Current portion of bond issues	20	181,142		166,292	
Current portion of payables under finance leases	21	48,474		60,231	
Current derivatives and other current financial liabilities	22	16		293	
Progress payments and advances on contract work in progress	25	1,856,538		1,725,884	
Trade payables to suppliers	26	1,462,952	140,393	1,426,743	153,924
Current tax liabilities	27	63,799		47,484	
Current tax payables	27	40,140		53,751	
Other current liabilities	28	324,845	11,017	335,918	30,334
Total current liabilities		4,412,578		4,064,118	
Liabilities directly associated with non-current assets held for sale					
Non-current and discontinued operations	17	266,205		260,031	
Total equity and liabilities		7,149,339		6,669,643	

Consolidated income statement

(Amounts in €/000)	Note	H1 2015	of which: related parties	H1 2014 (\$)	of which: related parties
Revenue					
Revenue	30	2,136,091	175,596	2,098,111	121,699
Other revenue	30	63,398	8,373	38,527	1,809
Total revenue		2,199,489		2,136,638	
Costs					
Purchasing costs	31.1	(367,437)		(260,809)	
Subcontracts	31.2	(627,700)		(823,580)	
Service costs	31.3	(662,203)	(228,860)	(550,694)	(202,204)
Personnel expenses	31.4	(259,269)	(104)	(242,707)	
Other operating costs	31.5	(56,463)		(59,240)	(9)
Amortization, depreciation, provisions and impairment losses	31.6	(97,882)		(85,475)	
Total costs		(2,070,954)		(2,022,505)	
Operating profit		128,535		114,133	
Financing income (costs) and gains (losses) on investments					
Financial income	32.1	18,978	4,292	20,244	5,522
Financial expense	32.2	(46,800)	(96)	(73,313)	(21)
Net exchange rate gains (losses)	32.3	5,261		(37,587)	
Net financing costs		(22,561)		(90,656)	
Net gains on investments	33	1,211		1,704	
Net financing costs and net gains on investments		(21,350)		(88,952)	
Earnings before taxes		107,185		25,181	
Income taxes	34	(35,256)		(9,569)	
Profit from continuing operations		71,929		15,612	
Loss from discontinued operations	17	(11,631)		60,883	
Profit for the period		60,298		76,495	
Net profit attributable to:					
Owners of the parent		53,029		77,977	
Non-controlling interests		7,269		(1,482)	

(§) Income statement figures for the first six months of 2014 restated according to IFRS 5 to account for the new discontinued perimeter of the Todini Costruzioni Generali Group. The reclassification concerned the adoption of IFRS 10 and 11 according to the modalities followed in the consolidated financial statement at December 31, 2014.

Statement of comprehensive income

(Amounts in €/000)	Note	H1 2015	H1 2014 (\$)
Net profit (a)		60,298	76,495
Items that may be subsequently reclassified to profit or loss, net of the tax effect:			
Gains (losses) on translation of foreign operations	18	11,782	(8,678)
Net gains (losses) on cash flow hedges, net of the tax effect	18	203	294
Other comprehensive income related to equity-accounted investees	18	1,702	573
Items that may not be subsequently reclassified to profit or loss, net of the tax effect:			
Actuarial gains (losses) on defined benefit plans	18	-	(378)
Other components of the comprehensive income (b)		13,687	(8,189)
Total comprehensive income (a) + (b)		73,985	68,306
Total comprehensive income (expense) attributable to:			
Owners of the parent		66,312	70,342
Non-controlling interests		7,672	(2,036)

(§) The data of the consolidated income statement of the first six months of 2014 have been reclassified with reference to the adoption of the IFRS 10 and 11 standards, according to the modalities used for the consolidated financial report as at December 31, 2014.

Statement of cash flows

(Amounts in €/000)	Note	H1 2015	H1 2014 (\$)
Cash and cash equivalents	16	1,030,925	1,127,276
Current account facilities	19	(27,711)	(126,624)
Total opening cash and cash equivalents		1,003,214	1,000,652
Operating activities			
Net profit attributable to owners of the parent and non-controlling interests from continuing operations		71,929	15,612
Amortization of intangible assets	31	9,112	15,735
Depreciation of property, plant and equipment	31	91,660	67,490
Impairment losses and depreciation	31	(2,889)	5,852
Accrual for post-employment benefits and employee benefits	31	7,374	6,736
Net losses on the sale of assets		(4,586)	(3,441)
Deferred taxes	34	5,201	(7,902)
Share of loss of equity-accounted investees	33	(649)	(5,340)
Income taxes		30,054	9,487
Net financial costs		36,167	46,875
Changes of AFS investment value	33		
Other non-monetary items, included financing of expense and exchange rate variations		205	(25,795)
Cash flow from operating activities		243,578	125,309
Decrease (increase) in inventories		(322,650)	(337,679)
Decrease (increase) in trade receivables		(15,044)	58,224
Decrease (increase) in progress payments and advances from customers		(83,978)	80,499
Decrease (increase) in trade payables		(19,642)	(189,748)
Decrease (increase) in other assets/liabilities		(17,893)	(80,109)
Working capital total change		(459,207)	(468,813)
Decrease (increase) of other items not included in the working capital		(70,437)	(30,985)
Payment interests paid		(15,751)	(22,297)
Income taxes paid		(10,109)	(10,370)
Cash flows generated (used) in operations		(311,926)	(407,156)

Condensed interim consolidated financial statements as at June 30, 2015

(Amounts in €/000)	Note	H1 2015	H1 2014 (§)
Investing activities			
Net investments in intangible assets	6	(770)	(8,586)
Acquisitions, net of cash acquired			
Investments in property, plant and equipment	5	(102,149)	(121,834)
Proceeds from the sale or reimbursement value of property, plant and equipment		10,874	17,833
Investments in non-current financial assets and capital operations	7	(16,217)	(9,057)
Dividends and capital repayments from equity-accounted investees	7	796	449
Proceeds from the sale or reimbursement value of non-current financial assets		(270)	20
Cash flows generated (used) in investing activities		(107,736)	(121,175)
Financing activities			
Share capital increase	18		161,460
Dividends distributed		(19,983)	(420)
Payments of minority partners in subsidiaries		11,311	
Share buy-back			
Increase in bank and other loans		521,766	272,791
Decrease in bank and other loans		(380,670)	(468,731)
Change in other financial assets/liabilities		(13,972)	133,593
Change in consolidation scope		169,971	35,394
Cash flows generated by financing activities		288,423	134,087
Net cash flows of the period generated in discontinued operations	13	25,523	107,157
Net exchange rate losses on cash and cash equivalents		37,213	192,806
Decrease in cash and cash equivalents		(68,503)	(94,281)
Cash and cash equivalents	16	983,451	950,069
Current account facilities	19	(48,740)	(43,698)
Total closing cash and cash equivalents		934,711	906,371

(§) Income statement figures for the first six months of 2014 have been restated according to IFRS 5 to account for the new discontinued perimeter of the Todini Costruzioni Generali Group. The reclassification concerned the adoption of IFRS 10 and 11 according to the modalities followed in the consolidated financial statement at December 31, 2014.


Statement of changes in consolidated equity

(Amounts in €/000)	Note	Share capital	Share premium reserve	Legal reserve	Other reserves			Total other reserves
					Ancillary expenses for share capital increase	Extraordinary reserve and other reserves		
At at January 1, 2014 (\$)	18	62,400	141,484	2,252		13,811	16,063	
Mergers	18	437,600	(141,484)	97,748		(13,674)	84,074	
Allocation of profit and reserves	18							
Dividend distribution	18							
Changes to the consolidation scope	18							
Coverage of Todini losses	18							
Share capital increase	18	44,740	120,798		(4,078)		(4,078)	
<i>Net profit for the period</i>	<i>18</i>							
<i>Other comprehensive expense</i>	<i>18</i>							
<i>Total comprehensive income</i>	<i>18</i>							
As at June 30, 2014 (\$)	18	544,740	120,798	100,000	(4,078)	137	96,059	
As at January 1, 2015 (\$)	18	544,740	120,798	100,000	(3,970)	(7,540)	88,490	
Allocation of profit and reserves	18			1,535			1,535	
Dividend distribution	18							
Changes to the consolidation scope	18							
Share capital increase	18							
<i>Net profit for the period</i>	<i>18</i>							
<i>Other comprehensive expense</i>	<i>18</i>							
<i>Total comprehensive income</i>	<i>18</i>							
As at June 30, 2015	18	544,740	120,798	101,535	(3,970)	(7,540)	90,025	

(\$) Amounts restated following the application of IFRS 10 and 11 according to the procedures used for the Annual Report as at December 31, 2014.

Condensed interim consolidated financial statements as at June 30, 2015

Other components of comprehensive income								
Foreign currency translation reserve	Hedging reserve	Actuarial (gains) losses reserve	Tot. other components of comprehensive income	Retained earnings	Net profit (loss) for the period	Equity attributable to the owners of the parent	Non- controlling interests	Total shareholders' equity
826	2,151	(1,872)	1,105	309,452	168,924	699,428	221,994	921,422
				(206,549)		173,641	(173,641)	
				168,924	(168,924)	-		
				(420)		(420)		(420)
						-	560	560
				(15,823)		(15,823)	15,823	
						161,460		161,460
					77,977	77,977	(1,482)	76,495
(7,498)	243	(379)	(7,634)			(7,634)	(554)	(8,188)
(7,498)	243	(379)	(7,634)		77,977	70,343	(2,036)	68,307
(6,672)	2,394	(2,251)	(6,529)	255,584	77,977	1,088,629	62,700	1,151,329
15,574	1,987	(5,447)	12,114	249,988	93,772	1,109,902	76,514	1,186,416
				92,237	(93,772)			
				(19,983)		(19,983)		(19,983)
				2,369		2,369	(4,601)	(2,232)
							11,311	11,311
					53,029	53,029	7,269	60,298
13,442	(158)		13,284			13,284	403	13,687
13,442	(158)		13,284		53,029	66,313	7,672	73,985
29,016	1,829	(5,447)	25,398	324,611	53,029	1,158,601	90,896	1,249,497

A photograph of a modern blue arch bridge spanning a river. The bridge features a series of interconnected arches supported by vertical cables. In the background, a concrete bridge is visible. The foreground shows a grassy bank and a small pool of water reflecting the sky. The right side of the image is faded and serves as a background for the text.

Notes to the
consolidated
financial
statements

2015

1. Accounting policies

Salini Impregilo S.p.A. (the "Parent") has its registered offices in Italy. These condensed interim consolidated financial statements as of and for the six months ended June 30, 2015 include the financial statements of the Parent and its subsidiaries (together, the "Group"). The Group was established following a merger between the Salini and Impregilo Groups. It is one of the global players in the large-scale infrastructure sector.

The condensed interim consolidated financial statements of the Salini Impregilo Group at June 30, 2015, have been prepared on a going concern basis and in accordance with the International Financial Reporting Standards (IAS/IFRS) issued by the International Accounting Standards Board (IASB), endorsed by the European Union as required by Regulation 1606/2002 issued by the European Parliament and the European Council and adopted through Italian Legislative Decree No. 38/2005 and in particular IAS 34 - Interim Financial Reporting.

The presentation and content of these condensed interim consolidated financial statements comply with the disclosure requirements of Article 154-ter of the Consolidated Finance Act.

The accounting standards and measurement criteria used to prepare these condensed interim consolidated financial statements at June 30, 2015 are the same as those used to prepare the consolidated financial statements for 2014, except for the changes listed in Note 2.

Significant accounting estimates

Preparation of the financial statements and the related notes in accordance with the IFRS requires management to make judgments and estimates that affect the carrying amount of assets and liabilities and financial statements disclosures. The actual results may differ from those estimated due to uncertainties underlying the assumptions and the conditions on which the estimates are based.

Within the scope of these condensed interim consolidated financial statements, the subjective evaluations significant for the application of the accounting principles adopted by the Group and the main sources of uncertainty as regards the estimates, were the same that were used to draw up the consolidated financial statements closed at December 31, 2014.

Translation of foreign currency assets and liabilities related to Venezuela

Please note that, from the end of the first half of 2014, the estimates referring to the set of industrial activities that the Group has in the Bolivarian Republic of Venezuela have required updating. In line with the previous financial reports, made available to the public as required by the current legal provisions, the deterioration of the economic conditions of the country, which have been going downhill since the early months of 2014, were such that it became necessary to review the time and financial parameters according to which the Group's net assets could be generated in reference to this area. However, in light of the general framework of the local currency/financial market situation in the area, stemming from the conditions of the above-mentioned local economic system, and consistent with the changes to the currency regulations of the country during 2014, it was considered reasonable, among other things, to adopt, with effect from June 30, 2014, a new reference exchange rate for the translation of both the current values of working capital denominated in Venezuelan currency and the perspective values to be paid/realized in the entire life estimates of the ongoing railway projects under direct management.

In the Extraordinary Official Gazette No. 6,171 of February 10, 2015, the Ministry of Popular Power for the Economy, Finance and Public Banking (MPPEFBP) and the Central Bank of Venezuela (BCV) published the "Convenio Cambiario No. 33", which replaced the SICAD II exchange rate system and introduced three levels of exchange rate:

1. CENCOEX for essential foodstuffs;
2. SICAD for specific economic sectors and public sector enterprises;
3. SIMADI, whereby exchange rate transactions will be executed based on offer and demand, generating a floating exchange rate that will be published on a daily basis.

The Group established that the SIMADI is the appropriate exchange rate to be used for converting the amounts into the Venezuelan currency, as it best represents the ratio according to which future financial flows, expressed in current currency can be regulated, in the event that these are verified at the valuation

Notes to the consolidated financial statements

date, even considering the possibility of accessing the Venezuelan currency market and the Group's special needs for obtaining a different currency from the functional one.

With reference to the adoption of the SIMADI, carried out during the first half of 2015, the update of the estimates determined an overall reduction of the value of the net assets, in local currency, for a total amount of approximately € 4 million. The effect of adopting this exchange rate in the first half of 2014 was negative and equal to € 55 million.

2. Changes in standards

The following accounting standards, amendments and interpretations have been implemented since January 1, 2015.

On December 12, 2013, the IASB published the 2010-2012 Annual Improvements and the 2011-2013 Annual Improvements, implemented in the European Union by a publication in the Official Journal, respectively, on January 9, 2015, and December 19, 2014. These improvements mainly concern clarifications and amendments to IAS 16, 25, 37, 38 and 39 and IFRS 2, 3 and 8.

The adoption of the above-mentioned amendments did not have significant effects on the condensed interim consolidated financial statements.

The following standards, amendments and interpretations will be applied after the current reporting period and the Group has not adopted them early.

On November 12, 2009, the IASB issued the first part of IFRS 9 - Financial instruments, which will replace IAS 39 - Financial instruments: recognition and measurement. This part covers the classification of financial instruments and is part of a three-phase project. The next parts will cover how to determine impairment of financial assets and application of hedge accounting, respectively. Issue of the new standard, designed to simplify and reduce the complexity of recognizing financial instruments, provides for the classification of financial instruments into three categories which the Group will define based on its business model, contractual terms and the related cash flows of the instruments.

On October 28, 2010, the IASB issued new requirements for the recognition of financial liabilities. They will be integrated into IFRS 9 to complete the classification and measurement phase as part of the project to replace IAS 39.

On November 21, 2013, the IASB issued amendments to IAS 19, concerning recognition of employee or third party contributions linked to defined benefit plans. These amendments were implemented in the European Union by publication in the Official Journal on January 9, 2015. Companies apply the changes, at the latest, from the date of their first reporting period starting on or after February 1, 2015.

The adoption of the above-mentioned amendments will not have significant effects on the consolidated financial statements.

A list of the accounting standards, amendments and interpretations published by the IASB is provided below. However, at the reporting date, the competent bodies of the European Union have yet to complete the approval process of the amendment:

- IFRS 9 Financial Instruments, published on July 24, 2014;
- IFRS 14 Regulatory Deferral accounts, published on January 30, 2014;
- IFRS 15 Revenue from contracts with customers, published on May 28, 2014;
- amendments to IAS 16 and IAS 41: Bearer Plants, published on June 30, 2014;
- amendments to IAS 16 and 38: Clarification of Acceptable Methods of Depreciation and Amortization, published on May 12, 2014;
- amendments to IFRS 11: Accounting for Acquisitions of Interest in Joint Operations, published on May 6, 2014.

3. Business combinations

Purchase of shares of the company Collegamenti Integrati Veloci S.p.A. (C.I.V.)

On May 7, 2014 Salini Impregilo signed a private

agreement with the company “Itinera S.p.A.”, the consortium company “Società Autostrada Torino-Alessandria-Piacenza” and “Società Iniziative Nazionali Autostradali - SINA”. This private agreement was for the purchase of 85% of the shares that they held in the company Collegamenti Integrati Veloci S.p.A. (C.I.V.), which owns 4.25% of Consorzio COCIV.

The purchase price was a total of € 18.0 million, paid in full upon signature of the agreement.

The table below shows the values of C.I.V.’s assets and liabilities attributable to Salini Impregilo at the time of acquisition and the corresponding fair value determined at the acquisition date for the Purchase Price Allocation (PPA) process.

(Amounts in €/000)	Carrying amounts	Fair Value
Cash and cash equivalents	12,576	12,576
Other current assets	344	344
Total assets	12,920	12,920
Other current liabilities	(861)	(861)
Total liabilities	(861)	(861)
Net assets acquired	12,059	12,059
Price paid for the acquisition of the stake		18,040
Net assets acquired (net liabilities assumed)		(10,250)
Difference between price and fair value acquired		7,790

The difference between the price and the fair value was recognised, at the date of the transaction, under the item “Contract acquisition costs”.

The final allocation did not create significant variations compared to the temporary allocation. The cash used for the acquisition, net of cash acquired, is set out below:

(Amounts in €/000)	
Cash and cash equivalents	12,576
Other assets	344
Other liabilities	(861)
Total	12,059
Net of cash acquired	(12,576)
Cash net of cash used for the acquisition	(517)

The effects on the income statement that would have occurred if the Group had acquired control on January 1, 2014, are shown below:

(Amounts in €/000)	
Revenue	1,004
Operating expenses	(1,707)
Financial income	78
Loss attributable to the owners of the parent	(625)
Loss attributable to the owners of the parent attributable to the Group	(625)

Acquisition of and (equity) investment in the company Co.Ge.Fin. S.r.l.

On March 6, 2015 a 49% ownership interest in Co.Ge. Fin. S.r.l. was purchased from the related party Todini Finanziaria at a price of € 9,077,348. This transaction completed the acquisition process initiated in December 2014 with the purchase by Todini Costruzioni Generali of a 51% ownership interests at a price of € 5,773,157. As a result of the shareholder agreements in place that

assigned control of Co.Ge.Fin. S.r.l. to the shareholder Todini Finanziaria, this company was classified under associates up to December 31, 2014.

The following table summarizes the shares possessed by Salini Impregilo with regard to the assets and liabilities of Co.Ge.Fin. S.r.l. at the date of acquisition and of the corresponding fair values preliminarily determined at the said date of acquisition for the Purchase Price Allocation (PPA) process:

(Amounts in €/000)	Carrying amounts	Fair value
Non-current assets	188	21
of which:		
- Intangible assets	167	-
Trade receivables	47,966	47,966
Other current assets	38	38
Total assets	48,192	48,025
Bank loans and borrowings due after one year	(28,168)	(28,001)
Other non-current liabilities		
Bank loans and borrowings due within one year	(1,296)	(1,296)
Trade payables	(338)	(338)
Other current liabilities	(1,556)	(1,556)
Total liabilities	(31,358)	(31,191)
Net assets acquired	16,834	16,834
Price paid for the acquisition of the 49% stake		9,077
Fair Value of the investment held previously (51%)	-	8,585
Fair Value of acquired net assets		(16,834)
Difference between price fair value and fair value of acquired net assets		828
Accounting value of the investment evaluated according to the equity method		9,095
Fair Value of the investment held previously		8,585
Minor accounting value		510

The difference between the fair value and the price for the acquisition and the fair value of the acquired net assets amounts to € 0.8 million, and the adjustment to the fair value of the investment previously held, equal to

€ 0.5 million have been recognized in the profit and loss accounts under the item "operating costs". The cash used for the acquisition, net of cash acquired, is set out below:

(Amounts in €/000)	
Total acquired net assets	16,834
Difference between price fair value and fair value of acquired net assets	828
Net of non-controlling interests and fair value held previously	(8,585)
Cash net of cash used for the acquisition	9,077

Co.Ge.Fin. was consolidated on January 1, 2015 and its contribution to the consolidated income statement is as follows:

(Amounts in €/000)	
Revenue	8,534
Operating expenses	(60)
Operating profit	8,474
Financing income (costs) and gains (losses)	(737)
Earnings before taxes	7,737

Acquisition of Seli Tunneling Denmark ApS

On December 19, 2014, Salini Impregilo S.p.A. and Seli S.p.A. signed a contract for the transfer of the entire Seli Tunneling Denmark ApS ("Seli Denmark") shares held by Seli S.p.A.

Seli Denmark is the owner of a subcontract with CMT, held by Salini Impregilo at 99.989%, for the execution of excavation works and for covering the galleries of the two metro lines of Copenhagen, as part of Cityringen project. The contract for the purchase of Seli Denmark took effect in June 2015, on the occurrence of the

suspensory condition, being acquired in its totality by Impregilo International Infrastructure N.V.

The amount established for the share is € 1, determined considering the financial difficulties of Seli Denmark.

The following table summarizes the shares possessed by Salini Impregilo with regard to the assets and liabilities of Seli Denmark at the date of acquisition and of the corresponding fair values preliminarily determined at the said date of acquisition for the Purchase Price Allocation (PPA) process:

(Amounts in €/000)	Carrying amounts	Fair value
Non-current assets	29,544	35,352
of which:		
- Intangible assets	-	5,808
- Property, plant and equipment	29,544	29,544
Cash and cash equivalents	1,037	1,037
Trade receivables	24,401	24,401
Other current assets	1,631	1,631
Total assets	56,613	62,421
Other non-current liabilities	(2,815)	(2,815)
Trade payables	(12,448)	(12,448)
Progress payments and advances on contract work	(45,555)	(45,555)
Other current liabilities	(1,603)	(1,603)
Total liabilities	(62,421)	(62,421)
Net assets acquired	(5,808)	-

Notes to the consolidated financial statements

The consolidation of the Seli Tunneling started at the end of June 2015. A representation of the contribution of the company to the consolidated

income statement as though the consolidation had started from January 1, 2015 follows:

(Amounts in €/000)	
Revenue	33,355
Operating costs	(19,368)
Operating profit	13,987
Financing income (costs) and gains (losses)	(288)
Earnings before taxes	13,699

Seli Denmark's revenue is mainly generated with CMT, a Salini Impregilo Group company.

Other changes to the consolidation scope

Acquisition of an additional share of the Line 3 Riyadh Metro project

On June 28, 2015, Salini Impregilo acquired an additional share in the company that manages the civil works for the construction of Line 3 of the Riyadh Metro in Saudi Arabia.

4. Segment reporting

The merger between the Impregilo Group and the Salini Group also involved the concentration of the Group's industrial activities in its core business involving the construction of complex large-scale infrastructures with the gradual disposal of assets no longer considered strategic, in addition to a comprehensive review of the organizational and business management processes. In line with the information provided above, therefore, the segment reporting is presented according to macro-geographical regions, based on the management review principles adopted by top management, for the two main segments: 'Italy' and 'Abroad'. Costs relating to activities which are centrally operated at the parent

Salini Impregilo S.p.A., called "Corporate" costs, are attributed to the Italy sector and relate to:

- coordination, control and strategic planning of the Group's activities;
- centralized planning and management of human and financial resources;
- compliance with administrative, tax, legal/corporate and corporate communication requirements;
- administrative, tax and managerial support for Group companies.

In the first half of 2015 these costs totaled € 61.0 million (€ 75.1 million in the first half of 2014).

Management measures the segments' results by considering their operating profit (EBIT). The assessment of these results complies with the accounting policies applied to the Group's consolidated financial statements. The segments are measured based on net invested capital. Disclosures on the Group's performance for the period, by operating segment, are set out in the second part of the Directors' Report. The consolidated financial statement amounts, at June 30, 2015, are summarized below by geographical area.

Consolidated income statement by geographical segment

(Amounts in €/000)				
H1 2015	Italy (*)	Abroad	Eliminations and unallocated items	Total
Operating revenue	341,325	1,990,028	(195,262)	2,136,091
Other revenue	42,827	(29,757)	50,328	63,398
Total revenue	384,152	1,960,271	(144,934)	2,199,489
Costs				
Costs of production	(286,103)	(1,489,698)	118,461	(1,657,340)
Personnel expense	(83,953)	(179,174)	3,858	(259,269)
Other operating costs	(26,129)	(31,087)	753	(56,463)
Provisions and impairment losses	(2,243)	4,880	252	2,889
Total costs	(398,428)	(1,695,079)	123,324	(1,970,184)
Gross operating profit/loss (EBITDA)	(14,276)	265,192	(21,610)	229,304
<i>EBITDA %</i>	<i>-3.7%</i>	<i>13.5%</i>		<i>10.4%</i>
Amortization and depreciation	(23,157)	(78,568)	953	(100,771)
Operating profit and loss (EBIT)	(37,433)	186,624	(20,657)	128,533
<i>Return on Sales</i>				<i>5.8%</i>
Financing income (costs) and gains (losses) on investments			(21,350)	(21,350)
Earnings before taxes				107,185
Income taxes			(35,256)	(35,256)
Profit from continuing operations				71,929
Loss from discontinued operations	(4,164)	(7,095)	(372)	(11,632)
Profit for the period				60,298

(*) The operating profit includes costs of the central structures and other overheads totalling € 61.0 million.

Consolidated income statement by geographical segment

(Amounts in €/000)				
H1 2014 (§)	Italy (*)	Abroad	Eliminations and unallocated items	Total
Operating revenue	277,131	1,832,456	(11,476)	2,098,111
Other revenue	4,686	69,581	(35,739)	38,527
Total revenue	281,816	1,902,038	(47,216)	2,136,638
Costs				
Costs of production	(254,923)	(1,432,914)	52,754	(1,635,083)
Personnel expense	(150,864)	(92,098)	255	(242,707)
Other operating costs	(53,823)	(5,432)	16	(59,240)
Provisions and impairment losses	(3,035)	785	-	(2,250)
Total costs	(462,645)	(1,529,659)	53,025	(1,939,280)
Gross operating profit/loss (EBITDA)	(180,829)	372,379	5,809	197,358
<i>EBITDA %</i>	<i>-64.2%</i>	<i>19.6%</i>		<i>9.2%</i>
Amortization and depreciation	(21,697)	(61,895)	367	(83,225)
Operating profit/loss (EBIT)	(202,526)	310,484	6,176	114,133
<i>Return on Sales</i>				5.3%
Financing income (costs) and gains (losses) on investments			(88,952)	(88,952)
Earnings before taxes				25,181
Income taxes			(9,569)	(9,569)
Profit from continuing operations				15,612
Profit (loss) from discontinued operations	(7,560)	71,309	(2,865)	60,883
Profit for the period				76,495

(*) The operating profit includes costs of the central structures and other overheads totalling € 75.1 million.

(§) The financial data of the first-half of 2014 has been restated in accordance with the IFRS 5 according to the new transfer perimeter of the Todini Costruzioni Generali Group. In addition, the restatement concerned the adoption of the IFRS 10 and 11 standards with the same procedure followed for the consolidated Annual report as at December 30, 2014.

Consolidated statement of financial position by geographical segment as at June 30, 2015

(Amounts in €/000)	Italy	Abroad	Eliminations and unallocated items	Total
Non-current assets	647,545	487,547	(211,797)	923,296
Assets held for sale, net	36,366	16,315	14,663	67,345
Provisions for risks	(99,329)	(19,637)	10,453	(108,513)
Post-employment benefits and employee benefits	(13,946)	(9,504)	219	(23,231)
Net tax assets (liabilities)	95,769	(21,770)	104,958	178,957
Working capital	1,184,060	(330,537)	(263,234)	590,289
Net invested capital	1,850,465	122,413	(344,736)	1,628,143
Equity				1,249,497
Net financial position				378,645
Total financial resources				1,628,143

Consolidated statement of financial position as at December 31, 2014 by geographic segment

(Amounts in €/000)	Italy	Abroad	Eliminations and unallocated items	Total
Non-current assets	585,553	455,594	(208,791)	832,356
Assets held for sale, net	160,329	(10,676)	(65,530)	84,123
Provisions for risks	(145,874)	(11,842)	60,189	(97,527)
Post-employment benefits and employee benefits	(13,942)	(9,378)		(23,320)
Net tax assets (liabilities)	83,028	(43,637)	109,307	148,698
Working capital	923,445	(519,458)	(72,676)	331,311
Net invested capital	1,592,539	(139,397)	(177,501)	1,275,641
Equity				1,186,416
Net financial position				89,225
Total financial resources				1,275,641

Impregilo Lidco Lybia General Contracting Company (Libya)

Salini Impregilo S.p.A. is present on the territory through a stable organization and a subsidiary Impregilo Lidco Libya General Contracting Company (Impregilo Lidco), active in Libya since 2009, and which is a mixed company established by Salini Impregilo with a 60% interest. A local partner owns the remaining 40%.

With regard to the orders that are dealt with by the stable organization there are no significant existing risks as activities have not yet been started, except for the Koufra Airport. Nevertheless, for this last order, the overall details are not important having already received the advance payment for

the contract in 2013. Moreover, the Group is present in the project "Libyan coastal highway", which as at the date of this Financial report has not yet been opened to traffic.

With reference to Impregilo Lidco, we would like to mention that the subsidiary had acquired important contracts for the realization of:

- Infrastructure Works in the in the cities of Tripoli and Misuratah;
- University campuses in Misuratah, Tarhunah and Zliten;
- Tripoli's new "Conference Hall."

Notes to the consolidated financial statements

With regard to the political upheaval in Libya from the end of February 2011 to the date of this Report, it is worth mentioning that the subsidiary was always able to operate in accordance with contractual terms and that the investments made up until the deterioration of the country's political situation were fully covered by contractually stipulated advances.

It is also clear that the subsidiary will face significant challenges in developing the projects in accordance with the schedule planned before the crisis erupted. Accordingly, Impregilo excluded the possibility of a new phase of significant development for the activities of the Impregilo Lidco subsidiary over the near term.

The procedures necessary to restart industrial activities that the Group started in 2012, have been suspended due to fresh outbreak of conflicts in the last part of 2014. In 2012, the Group again obtained access to more accurate information about the financial and operating items that have an impact on its consolidated financial statements. Consequently, in the consolidated statement of financial position, income statement and statement of cash flows of the Impregilo Group at December 31, 2012 the asset, liability and income statement items attributable to the Libyan subsidiary were restated in accordance with Group principles, based on the evidence developed during the period and the support of assessments provided by the independent counsel that is assisting the subsidiary. Compared with the situation reported in Impregilo's 2011 consolidated financial statements, which reflected the latest available information as at March 31, 2011, the value adjustments were determined to be € 47.9 million. These charges, together with the losses accumulated by the company, are included in the contract work in progress for a total amount of € 66 million because, as specified in detail hereafter,

they are deemed recoverable. In addition, in the first part of 2013, a physical inventory was taken of plant, machinery and supplies at the main work sites registered in the financial statements, with a total carrying amount as at June 30, 2015, of 23.3 million Libyan dinars (equivalent to € 15,1), but not all inventory sites could be accessed for security reasons. Taking also into account the fact that costs that may arise following completion of the inventory taking procedures would be covered by customers, consistent with force-majeure contractual terms, as determined by the counsel that is assisting the subsidiary, no significant risks are deemed to exist in this context with regard to the recovery of the net assets attributable to the subsidiary, thanks in part to actions and claims filed with the customers contractually or otherwise.

During the first months of 2014 we managed to reach an important agreement with the customer, in which both parties acknowledged the intent to carry on their industrial activities as soon as the conditions to do so were safe again, with the concomitant total safeguarding of the claims for damages advanced by the subsidiary, consequently to causes of force majeure, contractually regulated and for which the activities were suspended.

To this day, even in consideration of the new disorders that have manifested during the period subject to comment in various areas of the Country, the socio-political situation remains extremely complex and characterized by significant critical situations.

Salini Impregilo is carefully following the Company's situation and one cannot exclude the possibility that events not currently foreseeable and requiring an update of the existing evaluations carried out so far, may arise in the future.

5. Property, plant and equipment

Property, plant and equipment totalled € 615.6 million, up € 47.7 million compared to December 31, 2014.

The historical cost and carrying amount are given in the following table:

(Amounts in €/000)	June 30, 2015			December 31, 2014		
	Cost	Acc. depreciation	Carrying amount	Cost	Acc. depreciation	Carrying amount
Land	2,187	-	2,187	2,015	-	2,015
Buildings	166,741	(87,578)	79,164	140,504	(72,470)	68,034
Plant and machinery	1,096,616	(622,401)	474,215	912,075	(481,508)	430,568
Industrial and commercial equipment	109,109	(88,312)	20,798	112,794	(86,981)	25,813
Other assets	57,391	(44,192)	13,199	50,314	(37,085)	13,229
Assets under const. and payments on account	26,048	-	26,048	28,261	-	28,261
Total	1,458,092	(842,483)	615,610	1,245,963	(678,044)	567,919

Changes during the year are summarized below:

(Amounts in €/000)	December 31, 2014	Increases	Depreciation	(Imp. losses)/ Reversals.	Reclassifications	Disposals	Net Exchange rate gains (losses)	Change in consolidation scope	June 30, 2015
Land	2,015	-	-	-	-	-	172	-	2,187
Buildings	68,034	16,388	(9,656)	-	(36)	(651)	3,464	1,622	79,164
Plant and machinery	430,567	85,018	(72,823)	(128)	(714)	(5,262)	10,857	26,700	474,215
Industrial and commercial equipment	25,813	5,809	(7,226)	-	(924)	(106)	(4,017)	1,449	20,798
Other assets	13,227	1,779	(1,955)	-	(289)	(258)	(506)	1,200	13,198
Assets under const. and payments on account	28,263	(2,591)	-	-	108	(10)	133	145	26,048
Total	567,919	106,403	(91,660)	(128)	(1,855)	(6,287)	10,103	31,116	615,610

The most significant changes include:

- increases of € 106.4 million, mostly related to investments made for foreign contracts, especially in Ethiopia (€ 13.5 million), the Galfar in Qatar (€ 22.3 million) and COCIV (€ 15.7 million);
- depreciation of € 91.7 million for the period;
- disposals of € 6.3 million mainly related to the plant and machinery category, and concerning several projects close to completion. These disposals did not generate any significant differences from the related carrying amount on the date of disposal;
- reclassifications amount to € 1.8 million and mainly refers to the inclusion of some of Todini Costruzioni Generali's assets under continuing operations;
- the change in the scope of consolidation mainly relates to the new companies Metro Lima 2 for € 0.3 million, to Seli Tunneling for € 29.5 million and to the investment percentage increase in Civil Work, equal to € 1.3 million.

The amount at June 30, 2015 includes € 189.6 million of leased assets, of which € 4.6 million relating to "Buildings", € 183.1 million to the category "Plant and machinery", € 0.8 million to the category "Industrial and commercial equipment" and € 1.1 million for "Other assets".

6. Intangible assets

This item, which amounts to € 197.1 million, includes rights to infrastructure under concession for € 66.1 million and other intangible assets for € 131.0 million.

Rights to infrastructure under concession amount to € 66.1 million, up compared to the previous year end. The historical cost and carrying amount are given in the following table:

(Amounts in €/000)	June 30, 2015			December 31, 2014		
	Cost	Acc. amortization	Carrying amount	Cost	Acc. amortization	Carrying amount
Rights to infrastructure under concession	75,223	(9,126)	66,097	78,406	(13,026)	65,380

Changes of the period are detailed in the following table:

(Amounts in €/000)	December 31, 2014	Increases	Amortization	Difference exchange rate	Change consolidation scope	June 30, 2015
Sabrom	42,552	482				43,034
Parking Glasgow	19,913		(510)	849		20,252
Mercovia	2,915	105	(242)	33		2,811
Total	65,380	587	(752)	882	-	66,097

The change regarding the Sabrom item mainly includes costs incurred for design, including borrowing costs capitalized in accordance with IAS 23, which are in any case considered recoverable given the outcome of the tender/agreement signed. During the reporting period, nothing was found to

suggest that the amounts in question may have suffered impairment losses; therefore no impairment tests were performed. Other intangible assets totalled € 131.0 million, up € 36.4 million compared to December 31, 2014. The historical cost and carrying amount are given in the following table:

(Amounts in €/000)	June 30, 2015			December 31, 2014		
	Cost	Acc. amortization	Carrying amount	Cost	Acc. amortization	Carrying amount
Industrial patent rights	921	(894)	27	921	(879)	42
Concessions	64	(61)	3	63	(59)	4
Software	2,214	(1,235)	979	2,072	(1,118)	954
Contract acquisition costs	181,412	(51,699)	129,713	138,381	(45,049)	93,332
Other intangible assets	898	(612)	286	54,206	(53,903)	303
Total	185,509	(54,501)	131,008	195,643	(101,008)	94,635

The following changes took place during the period:

(Amounts in €/000)	December 31, 2014	Increases	Amortization	Reclassifications	Disposals	Exchange rate gains (losses)	Change in area	June 30, 2015
Industrial patent rights	42		(14)		(1)			27
Concessions	4		(1)					3
Software	954	164	(135)			(4)		979
Contract acquisition costs	93,332	44,555	(8,174)					129,713
Other intangible assets	303	19	(36)					286
Total	94,635	44,738	(8,360)	-	(1)	(4)	-	131,008

Contract acquisition costs amount to € 129.7 million the relative composition and changes can be found in the following table:

(Amounts in €/000)	December 31, 2014	Increases	Amortization	Reclassifications	Disposals	Exchange rate gains (losses)	Change consolidation scope	June 30, 2015
Total contract acquis. costs	93,332	44,555	(8,174)	-	-	-	-	129,713

Contract acquisition costs include the consideration paid for the purchase of shares for projects/orders that represent intangible assets with a finite useful life, which are amortized based on the percentage of work completion of the works covered in the related contracts.

This item includes € 18.6 million (€ 24.5 million as of December 2014) recognized during the acquisition by Salini S.p.A. of the former Impregilo Group, determined on the future margins of the acquired Group.

Increases in the period refer to the acquisition of an additional share for the order that refers to

the construction of Line 3 of the Riyadh metro and to the acquisition of Seli Denmark, working in Denmark, for the construction of the new Copenhagen metro.

The trend of the order to which these amounts refer, does not present any active indications of a potential impairment loss.

7. Equity investments

Investments in associates totalled € 110.6 million, up € 6.1 million from December 31, 2014.

(Amounts in €/000)	June 30, 2015	December 31, 2014	Change
Investments in subsidiaries	134	174	(40)
Investments in equity accounted investees	85,427	89,303	(3,876)
Other investments	25,020	14,945	10,075
Total	110,581	104,422	6,159

Notes to the consolidated financial statements

The main changes that led to differences in the carrying amounts of the investments are summarized below:

(Amounts in €/000)	June 30, 2015
Changes to the consolidation method	(10,624)
Acquisitions, disposals and shares transaction	16,217
Result of the parts valued with the equity method	804
Dividends from equity-accounted investees and other investees	(796)
Changes in hedging reserve	188
Changes in translation reserve	350
Other changes	20
Total	6,159

The most significant changes concerned the cash payments made to the subsidiaries GUPC SA (Panama) and Metro Lima SA (Peru).

The Group's share of profit of equity-accounted investees is positive. This evaluation also considers the

figures shown in Note 24 below, which detail the changes in the provision for risks on equity investments. The effect on profit or loss is analysed in Note 33.

Hereafter, the significant data of the main investments made based on the equity method:

(Amounts in €/000)	Company	Country	Activity	Consolidated %	Consolidated amount	Equity local principles	IFRS				
							Total profit	Net financial position	Equity	Revenue	Net result
	Cons. Agua Azul S.A.	Peru	Water cycle concessionaire	25.50%	6,779,798	6,779,798	7,831,628	15,747	6,779,798	1,571,521	557,842
	Ochre Solutions Ltd.	Great Britain	Hospital Concessionaire	40.00%	6,134,551	(3,473,839)	87,531,101	(65,033,447)	6,134,551	2,550,114	(1,023,629)
	Grupo Unido por el Canal	Panama	Extension of the Panama Canal	38.40%	17,834,096	(183,025,280)	511,957,835	(89,589,991)	17,834,096	18,558,396	892,823
	Yuma	Colombia	Highway Concessionaire	40.00%	11,210,362	11,210,362	96,112,908	(60,142,441)	11,210,362	28,251,379	2,375,692

8. Non-current financial assets

Other non-current financial assets totalled € 106.7 million and are broken down in the table below.

(Amounts in €/000)	June 30, 2015	December 31, 2014	Change
Other financial assets	30,456	21,070	9,386
Financial receivables to unconsolidated Group companies	23,864	15,675	8,189
Financial receivables to third parties	52,353	52,379	(26)
Total	106,673	89,124	17,549

The other financial assets refer to unlisted secured yield shares due after one year. As June 30, 2015, they total € 30.4 million (€ 21.0 million as at December 31, 2014) and mainly include the shares of the fund that finances the operator Yuma. During this first half investments have been made for € 12.6 million.

Financial receivables towards unconsolidated Group Companies amount to € 23.8 million and grew € 8.2 million, of which € 3.7 million due to reclassifications concerning Todini's divisions held for sale, € 3.4 million concerning funds given by the Swiss subsidiary CSC to an SPV and € 1.1 million of new funds granted to the English company, Ochre Holding.

Non-current financial assets towards third parties equal € 52.3 million and have not changed since December 31, 2014. They include:

- receivables that came to existence after the transfer, which occurred in 2010, to the Province of Cordoba (Argentina) of the shareholding in the Argentinian concessionaire, Caminos de las Sierras, with fix rate interests of 9.50%:
 - receivables concerning Caminos de las Sierras, refer to the loan given, in previous years, by Impregilo International Infrastructures to the said Caminos de las Sierras that, following the transfer agreements, has been the object of restructuring. The residual credit as at June 30, 2015 amounts to € 17.3 million, of which € 10.3

million collectable after the subsequent financial year and € 7.0 million collectable by the end of the subsequent year.

- The residual credit as of the Province of Cordoba also refers to the Caminos de las Sierras and amounts to € 5.9 million, of which € 2.9 million collectable after the subsequent financial year and € 3.0 million collectable by the end of the subsequent year.

Said receivables have been regularly collected, according to the contractual timings with the counterparts.

- Loan amounting to € 17.9 million concerning the transfer to third parties of the investment in the company "TE". This loan is interest-bearing and will be cashed on October 31, 2016.
- Loan amounting to € 20.9 million with regard to the concessions possessed by Todini.

9. Deferred tax assets and liabilities

Deferred tax assets and liabilities amounted to € 158.1 million and € 108.1 million respectively as of June 30, 2015. The change during the reporting period reflects the adjustment to valuations in this area, as could be reasonably determined at the reporting date.

(Amounts in €/000)	June 30, 2015	December 31, 2014	Change
Deferred tax assets	158,093	138,402	19,691
Deferred tax liabilities	(108,132)	(80,435)	(27,697)

10. Inventories

Inventories totalled € 261.0 million at the reporting date, as shown in the following table:

(Amounts in €/000)	June 30, 2015			December 31, 2014			Change
	Gross carrying amount	Allowance for impairment	Carrying amount	Gross carrying amount	Allowance for impairment	Carrying amount	
Real estate projects	22,287	(8,222)	14,065	22,285	(8,222)	14,063	2
Finished products and goods	4,502		4,502	3,680		3,680	822
Raw materials, consumables and supplies	243,970	(1,582)	242,388	246,550	(1,553)	244,997	(2,609)
Total	270,759	(9,804)	260,955	272,515	(9,775)	262,740	(1,785)

Real estate projects

Real estate projects amounted to € 14.1 million at June 30, 2015, in line with the previous year. They mainly relate to the real estate project of € 11.6 million (net of the related allowance of € 7.8 million) for the construction of a trade point in Lombardy. Although the project had not yet been fully launched at the reporting date, considering the current zoning provisions implemented by the relevant authorities, the directors deemed its carrying amount adequate, based also on appraisals from independent experts.

Finished products and goods and raw materials, consumables and supplies

The carrying amount of these items totalled € 4.5

million and € 242.4 million, respectively, and it mainly relates to materials and goods to be used for foreign contracts, including projects in Venezuela, Ethiopia, Nigeria, Malaysia, Sierra Leone and Qatar.

11. Contract work in progress

“Contract work in progress” totalled € 1,608.4 million, up € 355.6 million over December 31, 2014. The changes include the effects of the production development determined on the basis of the contract orders concerning ongoing projects.

The following table shows contract work in progress calculated using the stage of completion method, net of losses realized or estimated at the reporting date and progress billings:

(Amounts in €/000)	June 30, 2015	December 31, 2014	Change
Contract work in progress	25,400,056	18,987,684	6,412,372
Progress payments and advances received (on approved work)	(23,791,702)	(17,734,915)	(6,056,787)
Total	1,608,354	1,252,769	355,585

The most significant ongoing projects, refer to railway projects in Venezuela for € 255.2 million (with production for the period of € 28.3 million), to the hydroelectric projects in Ethiopia for € 123.6 million (with production for the period of € 431.6 million), to the projects in Italy for High speed/High capacity railway lines for € 122.1 million (with production for the period of € 121.3 million), to the hydroelectric, road and civil engineering projects in Nigeria for € 100.9 million (with production for the period of € 37.7 million),

to the “Copenhagen Cityringen Metr” in Denmark for € 123.6 million (with production for the period equal to € 209.0 million), to the project regarding the Doha metro in Qatar for € 45.8 million (with production for the period of € 159.6 million).

The work in progress of the Todini Costruzioni Generali Group related to the divisions not subject to expressions of interest and shown under continuing operations amount to € 73.1 million.

Compared to the previous year this item increased, mainly due to the development of production activities on orders in Ethiopia, Qatar, Denmark and Italy, only partially offset by the decrease on some works in Kazakhstan and Colombia.

For further details of a contractual nature and related to the development and progress of major projects under way, please refer to the information contained in the Director's Report.

(Amounts in €/000)	June 30, 2015	December 31, 2014	Change
Trade receivables	1,850,229	1,781,619	68,610
Allowance for impairment	(104,437)	(101,316)	(3,121)
Total	1,745,792	1,680,303	65,489

The item also includes € 226.8 million due to FIBE from the Campania Public Administration for operating services provided under contract until December 15, 2005 and the subsequent transition period. Should you wish to have further details with regard to this complex situation and the related evaluations please refer to the Director's Report section, paragraph "Risk areas and Litigation".

12. Trade receivables

These totalled € 1,745.8 million as of June 30, 2015, with a net decrease of € 65.5 million compared to December 31, 2014. This item includes € 214.3 million of receivables due from unconsolidated companies of the Group and other related parties.

They are summarised in the following table:

Receivables for withholdings amounted to € 116.0 million as of June 30, 2015, (compared to € 109.5 as of December 31, 2014).

The allowance for impairment for trade receivables increased by € 3.1 million totalling € 104.4 million during the year, as shown in the following table:

(Amounts in €/000)	December 31, 2014	Provisions	Utilizations	Reversals	Change in consolidation scope	Other movements	Exchange rate gains	June 30, 2015
Allowance for impairment losses on trade receivables	41,518	2,177	(1,235)	(3,630)	2,832	2,611	281	44,554
Default interest	59,798	59					26	59,883
Total	101,316	2,236	(1,235)	(3,630)	2,832	2,611	307	104,437

Receivables from unconsolidated Group companies amounted to € 214.3 million on June 30, 2015 down € 45.4 million compared to December 31, 2014.

The change is mainly due to the decrease in receivables of the Metro Blu S.c.r.l. consortium, which is building Line 4 of the Milan metro.

This item mainly includes the financial assets relating to the contractual positions with the Italian and foreign customer administrations for the work in progress through unconsolidated project companies, for the

portion attributable to the Group and for the part where final payment has not been made.

This item includes € 46.2 million as part of the receivables towards Consortiums and Consortium Companies, and that function through cost transfers and not included in the Group's consolidation scope, to which is given a share of the Group's liquid resources possessed by SPVs. This amount is shown in the net financial position under the item Financial assets held by SPVs and unconsolidated project companies.

13. Derivatives and other current financial assets

As of June 30, 2015, this item amounts to € 130.5 million (€ 156.9 million as of December 31, 2014) and includes the following:

(Amounts in €/000)	June 30, 2015	December 31, 2014	Change
Other current financial assets	130,537	156,908	(26,371)
Derivative assets	2	-	2
Total	130,539	156,908	(26,369)

The “Other current financial assets” are composed as follows:

(Amounts in €/000)	June 30, 2015	December 31, 2014	Change
Treasury and insurance securities	1,961	11,433	(9,472)
Financial receivables towards third parties	59,650	40,190	19,460
Receivables towards unconsolidated Group companies and related parties	68,926	105,285	(36,359)
Total	130,537	156,908	(26,371)

Treasury and insurance securities amount to € 2.0 million compared to € 11.4 million as of December 31, 2014. This item refers to unlisted secured yield securities maturing within one year. The changes of the period are due to the disposal of securities held by the Argentinian subsidiary Impregilo Healy Ute, owner of the Riachuelo contract in Argentina.

Financial assets towards third parties mainly include:

- current loans equal to € 59.7 million that refer to the subsidiary International Infrastructures N.V. and include for € 10.1 million (€ 9.4 million as at December 31, 2014) current shares of receivables that came to existence after the transfer, which occurred in 2010, to the Province of Cordoba (Argentina) of the shareholding in the Argentinian concessionaire, Caminos de las Sierras, of which we have spoken previously. Said receivables, as of today, have been regularly collected, according to what is stated in the contract;
- € 29.9 million from the receivables for the

guarantee collected during the previous year for the work delays of Metro 6. These receivables can be also collected with the support of the counsel that assist the Group in the litigation with the Customer.

The financial receivables towards unconsolidated Group companies and other related parties include mainly:

- Receivables from Salini Costruttori S.p.A. for € 3.9 million mainly referred to the stake in the consolidated VAT. As at December 31, 2014 the receivables due amounted to € 10.0 million, related to the current account;
- Financial receivables from the OIV Tocoma Consortium, a project company connected to a hydroelectric work in Venezuela, equal to € 44.6 million;
- € 5.2 million that refer to short-term loans given to S.P M4, a project company that in managing the works for Line 4 of the Milan Metro.

Derivative assets include the reporting-date fair value of currency hedges. This item is analyzed below:

(Amounts in €/000)	June 30, 2015	December 31, 2014
Currency swaps - FVTPL	2	-
Total derivatives presented in net financial position	2	-

14. Current income taxes and other tax assets

Current tax assets amounted to € 118.6 million as follows:

(Amounts in €/000)	June 30, 2015	December 31, 2014	Change
Income taxes	52,914	38,483	14,431
IRAP	12,285	4,088	8,197
Foreign income taxes	53,362	52,906	456
Total	118,561	95,477	23,084

The amount at June 30, 2015 mainly consists of:

- income tax for excess taxes paid in previous years, which the Group has correctly claimed for reimbursement and which bear interest;
- foreign income tax for excess taxes paid abroad by the foreign Group companies which will be recovered as per the relevant legislation.

Other current tax assets of € 114.4 million, down € 17.9 million from December 31, 2014. They may be analyzed as follows:

(Amounts in €/000)	June 30, 2015	December 31, 2014	Change
VAT	93,929	74,906	19,023
Other indirect taxes	20,444	21,583	(1,139)
Total	114,373	96,489	17,884

VAT receivables totalled € 93.9 million. This amount includes € 55.7 million with the Italian Tax authorities and € 38.2 million with foreign tax administrations. "Other indirect taxes" include withholdings of € 7.9 million paid by the Icelandic branch on the

remuneration paid to foreign temporary workers involved in the building site.

For further information please refer to the Directors' report section, paragraph "Risk areas and Litigation".

15. Other current assets

Other current assets totalled € 665.7 million, down € 24.3 million compared to December 31, 2014. This item is broken down as follows:

(Amounts in €/000)	June 30, 2015	December 31, 2014	Change
Other receivables	221,259	257,178	(35,919)
Advances to suppliers	244,441	222,775	21,666
Other receivables unconsolidated Group entities and other related parties	98,616	103,544	(4,928)
Prepayments and accrued income	101,388	106,501	(5,113)
Total	665,704	689,998	(24,294)

This item mainly comprises:

- FIBE's receivables of € 71.3 million from the public bodies and the same compared to last year, in relation to the public administration's structures involved in managing the waste emergency in Campania. Should you wish to have further details with regard to this complex context and the related assessments please refer to the Director's Report section, paragraph "Risk areas and Litigation";
- receivables amounting to € 32.1 million from the Republic of Argentina, as compensation, deriving from the arbitrator's favourable award and issued on June 21, 2011 and confirmed on January 24, 2014, by the Arbitration Panel of the Republic of Argentina.

Advances to suppliers have grown € 21.7 million compared to December 31, 2014. This change is mainly due to the acquisition of the ownership share of the project company that manages the Riyadh Metro Line 3 project, but also to the payments made to suppliers for the Ruta del Sol project in Colombia. The item, during the period under examination, has

diminished due to payments made in previous years with regard to the Copenhagen Cityring project in Denmark.

Receivables from unconsolidated companies of the Group and other related parties amount to € 98.6 million, down € 4.9 million compared to the previous year. The most significant changes concern the decrease in receivables due from the parent company Salini Costruttori S.p.A. that amounts to € 13.7 million, € 8.6 million less than last year. The increase of the receivables due from the OIV Tocoma Consortium has also increased, passing from € 66.2 million as at December 31, 2014 to € 72.2 million as at June 30, 2015.

Prepayments and accrued income of € 101.4 million show a decrease of € 5.1 million on the previous year. The item mainly consists of insurance commissions on sureties and other contract costs, which will be recognized in profit or loss in future periods based on the stage of completion of the related contracts. The change in this item, included under "Others" is mainly attributable to the contracts in Nigeria and Argentina.

The item may be broken down as follows:

(Amounts in €/000)	June 30, 2015	December 31, 2014	Change
Accrued income:			
- Other	308	542	(234)
Total accrued income	308	542	(234)
Prepayments:			
- Insurance	43,967	44,008	(41)
- Sureties	7,890	8,465	(575)
- Rents payable	2,346	722	1,624
- Consultancy	-	181	(181)
- Subscriptions	-	12	(12)
- Utility fees	33	168	(135)
- Other	46,844	52,403	(5,559)
Total prepayments	101,080	105,959	(4,879)
Total prepayments and accrued income	101,388	106,501	(5,113)

16. Cash and cash equivalents

Cash and cash equivalents amounted to € 983.5 million as at June 30, 2015, down € 47.5 million as shown in the table below:

(Amounts in €/000)	June 30, 2015	December 31, 2014	Change
Cash and cash equivalents	983,451	1,030,925	(47,474)

The balance of cash and cash equivalents represents positive bank account balances at the end of the year and the amounts of cash, cheques and cash equivalents at the registered office, work sites and foreign subsidiaries.

The statement of cash flows shows the reason for this increase and changes in current account facilities (Note 19).

Imprepar's deposits include € 13 million collected by it on behalf of third parties.

Lastly, the cash and cash equivalents of Parking Glasgow are tied to specific reserves in the amount of € 0.6 million, and € 87 million of cash resources of

CAVTOMI, concerning a fiduciary deposit as guarantee for the positive conclusion of an ongoing litigation, are also tied.

As at June 30, 2015, the consolidated cash share belonging to partners of the consortiums amounts to € 58 million, of which 23 million concerning CAVTOMI and subject to the abovementioned constraint.

17. Non-current assets (liabilities) held for sale and discontinued operations and profit from discontinued operations

Non-current assets held for sale and the associated liabilities are shown in the following table:

(Amounts in €/000)	June 30, 2015	December 31, 2014	Change
Non-current assets (liabilities) held for sale	333,550	344,155	(10,605)
Liabilities directly associated with non-current assets held for sale	(266,205)	(260,031)	(6,174)
Net non-current assets (liabilities) held for sale	67,345	84,124	(16,779)

Notes to the consolidated financial statements

Hereunder, a breakdown of the statement of financial position:

(Amounts in €/000)	June 30, 2015		
	Todini	USW Campania	Total
Non-current assets	30,197	5,683	35,881
Current assets	297,669	-	297,669
Non-current assets (liabilities) held for sale	327,866	5,683	333,550
Non-current liabilities	(11,976)		(11,976)
Current liabilities	(254,229)		(254,229)
Liabilities directly associated with non-current assets held for sale	(266,205)	-	(266,205)
Net non-current assets (liabilities) held for sale	61,661	5,683	67,345
- Of which net financial position	(55,565)		(55,565)

(Amounts in €/000)	December 31, 2014			
	Todini	USW Campania	Cogema	Total
Non-current assets	38,710	5,684	4,676	49,070
Current assets	295,084			295,084
Non-current assets (liabilities) held for sale	333,794	5,684	4,676	344,154
Non-current liabilities	(19,859)			(19,859)
Current liabilities	(240,171)			(240,171)
Liabilities directly associated with non-current assets held for sale	(260,030)	-	-	(260,030)
Net non-current assets (liabilities) held for sale	73,764	5,684	4,676	84,124
- Of which net financial position	(81,292)			(81,292)

The change in this item compared with the previous year of € 16.8 million, is mainly attributable to the

net decrease of € 12.1 million reported by the Todini Group.

The profit from discontinued operations for the first half of 2015 is analysed in the following tables:

(Amounts in €/000)	H1 2015		Total
	Todini	USW Campania	
Revenue			
Operating revenue	110,749		110,749
Other revenue	12,812		12,812
Total revenue	123,561	-	123,561
Costs			
Raw materials and consumables	(32,505)		(32,505)
Subcontracts	(45,478)		(45,478)
Costs for services	(21,793)	(282)	(22,075)
Personnel costs	(11,914)		(11,914)
Other operating costs	(1,619)		(1,619)
Amortization, depreciation, provisions and impairment losses	(11,594)	(4,495)	(16,089)
Total costs	(124,903)	(4,777)	(129,680)
Operating loss	(1,342)	(4,777)	(6,119)
Financing income (costs) and gains (losses) on investments			
<i>Financial income</i>	117		117
<i>Financial expenses</i>	(3,321)		(3,321)
<i>Net exchange rate gains</i>	(1,362)		(1,362)
Financing income (costs) and gains (losses)	(4,566)	-	(4,566)
Net financing costs and net gains on investments	(4,566)	-	(4,566)
Earnings before taxes	(5,908)	(4,777)	(10,685)
Income taxes	(947)		(947)
Profit (loss) from discontinued operations	(6,855)	(4,777)	(11,632)

18. Equity

Consolidated shareholders' equity totalled € 1,249.5 million at June 30, 2015, which was greater

than December 31, 2014 (€ 1,186.4 million), and comprised:

(Amounts in €/000)	June 30, 2015	December 31, 2014	Change
Equity attributable to the owners of the parent			
Share capital	544,740	544,740	-
Share premium reserve	120,798	120,798	-
- Legal reserve	101,534	100,000	1,534
- Extraordinary and other reserves	(11,510)	(11,510)	-
Total other reserves	90,024	88,490	1,534
Other components of comprehensive income			
- Translation reserve	29,016	15,574	13,442
- Hedging reserve	1,830	1,987	(157)
- Actuarial reserve	(5,447)	(5,446)	(1)
Total other components of comprehensive income	25,399	12,115	13,284
Retained earnings	324,611	249,988	74,623
Net profit (loss) for the period	53,029	93,772	(40,743)
Total equity attributable to the owners of the parent	1,158,601	1,109,903	48,698
Share capital and reserves attributable to non-controlling interests	83,627	67,166	16,461
Profit for the year attributable to non-controlling interests	7,269	9,347	(2,078)
Share capital and reserves attributable to non-controlling interests	90,896	76,513	14,383
TOTAL EQUITY	1,249,497	1,186,416	63,081

Changes for the period, in the different equity items, are summarized in the relevant schedule of the financial statements. Please note that in their meeting held on April 30, 2015, the shareholders of Salini Impregilo S.p.A. resolved to allocate the profit for the previous year as follows:

- € 1,534,634.74, equal to 5% of the profit for 2014, to increase the Legal Reserve;
- € 19,562,732.56 as dividend to the holders of ordinary shares, equal to € 0.04 per share;
- € 420,027.66 as a dividend to the holders of savings shares, equal to € 0.26 per share;
- € 9,175,299.76 as retained earnings.

With regard to the company's shares, please note that the share-purchase programme began on October 6, 2014 and as at June 30, 2015, 3,104,377 shares have been bought equal to € 7,676,914.46. The item has remained the same compared to the amount as at December 31, 2014.

With regard to the other components of the comprehensive income, the main change is due to the effect of the fluctuation in exchange rates, as shown in the following table:

(Amounts in €/000)	H1 2015	H1 2014
Opening balance	15,574	826
<i>Reclassification from the statement of comprehensive income to the income statement</i>		
Equity-accounted investees	2,063	625
Increase (decrease)	11,379	(8,123)
Total changes	13,442	(7,498)
Closing balance	29,016	(6,672)

The effect of changes in the cash flow hedge reserve due to fair value gains (losses) on financial instruments is detailed below:

(Amounts in €/000)	H1 2015	H1 2014
Opening balance	1,987	2,152
<i>Reclassification of fair value gains/losses on settled transactions to profit or loss</i>	293	357
<i>Reclassification of fair value for which there is no coverage</i>		
<i>Net fair value losses</i>	370	108
<i>Change in consolidation scope</i>		
<i>Difference exchange rate</i>	(460)	(171)
<i>Equity-accounted investees</i>	(361)	(52)
Total changes	(158)	242
Closing balance	1,829	2,394

The actuarial gains (losses) reserve underwent the following changes:

(Amounts in €/000)	H1 2015	H1 2014
Opening balance	(5,447)	(1,872)
Actuarial profit (loss) comprehensive income		(379)
Closing balance	(5,447)	(2,251)

Retained earnings

Changes made to the item are summarized in the following table:

(Amounts in €/000)	H1 2015	H1 2014
Opening balance	249,988	309,452
<i>Allocation of profit and reserves</i>	92,237	168,924
<i>Dividend distribution</i>	(19,983)	(420)
<i>Merger</i>		(206,549)
<i>Todini losses hedge</i>		(15,823)
<i>Change in consolidation scope</i>	2,369	
Total changes	74,623	(53,868)
Closing balance	324,611	255,584

Share capital and reserves attributable to non-controlling interests

Share capital and reserves attributable to non-controlling interests are as follows:

(Amounts in €/000)	H1 2015	H1 2014
Opening balance	76,514	221,994
Merger		(173,641)
<i>Profit attributable to non-controlling interests</i>	7,269	(1,482)
<i>Todini losses hedge and shareholders' contribution</i>	11,311	15,823
<i>Change in consolidation scope</i>	(4,601)	560
<i>Components of comprehensive income</i>	403	(554)
Total changes	14,382	(159,294)
Closing balance	90,896	62,700

19. Bank and other loans

Bank and other loans amount to € 919.7 million, decreased by € 215.9 million over December 31, 2014.

The item is summarized below:

(Amounts in €/000)	June 30, 2015	December 31, 2014	Change
<i>Non-current portion</i>			
- Bank and other loans	484,987	456,209	28,778
<i>Current portion</i>			
- Current account facilities and other loans	434,672	247,522	187,150

The overall financial indebtedness of the Salini Impregilo Group is broken down in the following table:

(Amounts in €/000)	June 30, 2015			December 31, 2014		
	Non-current	Current	Total	Non-current	Current	Total
Bank corporate loans	419,648	183,599	603,247	389,775	64,057	453,832
Bank project financing	37,461	92,007	129,468	33,493	90,179	123,672
Concession financing	10,439	20,345	30,784	9,687	20,362	30,049
Financing and loans of companies in liquidation	2,136	-	2,136	2,136	-	2,136
Other loans	9,524	53,799	63,323	12,022	32,817	44,839
Total bank and other loans	479,208	349,750	828,958	447,113	207,415	654,528
Bank account overdrafts	-	48,740	48,740	-	27,711	27,711
Factoring payables for receivables	932	29,838	30,770	3,374	6,339	9,713
Financial liabilities from unconsolidated companies of the Group	4,847	6,343	11,190	5,725	6,058	11,783
Total	484,987	434,671	919,658	456,212	247,523	703,735

Bank corporate loans

Bank corporate loans as at June 30, 2015 stood at € 603.2 million (€ 453.8 million as at December 31, 2014) and relate to the parent Company Salini Impregilo. These loans have been granted by major banks and have repayment plans, which provide for

payment of the last instalments in 2020. The interest rates have floating spreads depending on the loan term and conditions. The decision to apply the Euribor (1, 2, 3 or 6 months) has been contractually provided for to the benefit of Salini Impregilo.

	Company	Reference interest rate	Spread	Maturity	Note
Pool of banks - Refinancing Facility A	Salini Impregilo	Euribor	2.50%	2019	(1)
Pool of banks - Refinancing Facility B	Salini Impregilo	Euribor	2.50%	2020	(1)
Pool of banks - Revolving Facility	Salini Impregilo	Euribor	2.60%	2020	
Banca del Mezzogiorno	Salini Impregilo	Euribor	4.20%	2017	

(1) Covenants have been made requiring the debtor to keep certain economic/financial and asset indexes, which to the date of issuance of this Half Yearly report are completely abided by.

Loans made by the Pool of banks have been defined during the first half of 2015 following the renegotiation process of a significant part of the

existing bank debt. The operation lengthened the timings from 2016 to 2019-2020 with depreciation starting in 2017.

Bank project financing

Project financing was € 129.5 million as at June 30, 2015, and relates to projects in Colombia (€ 72.4 million), to projects in Chile (€ 8.9 million), to the Moroccan branch (€ 6.0 million), to the Metro B1 (20.1 million), and to projects in Switzerland (€ 5.6 million).

This change mainly relates to the increase registered for contracts of the Swiss subsidiary CSC for € 4.7 million and for some projects of Todini Costruzioni Generali for € 2.5 million. This change was partially offset by the reduction recorded on the Metro 6 contract in Chile.

	Company	Country	Reference interest rate	Maturity
Banco de Bogotá	ICT II	Colombia	DTF	n.a
Banco de Bogotá	Igl OHL	Colombia	DTF	n.a
HSBC Bank	Grupo Unido por el Canal	Panama	Libor	(1)
Banesco	Grupo Unido por el Canal	Panama	Libor	(1)
Helm Bank	Colombia branch	Colombia	Fixed rate	2015
Vari	Venezuelan branch	Venezuela	Fixed rate	2015
BMCE	Morocco branch	Morocco	Libor	(1)
Monte dei Paschi di Siena	Corso del Popolo S.p.A.	Italy	Euribor	2028
Banca Popolare del Lazio	Piscine dello Stadio S.r.l.	Italy	Euribor	2020
Banca del Mezzogiorno	Metro B1	Italy	Euribor	2017

(1) Please note that the contracts under examination have contract maturity dates based on the development of the related projects.

The reference rates indicated in the table, include floating spreads based on the duration and conditions of the loan.

Concession financing

(Amounts in €/000)	Company	Currency	Country	June 30, 2015			December 31, 2014		
				Total financial liabilities	Current	Non-current	Total financial liabilities	Current	Non-current
Royal Bank of Scotland	Impregilo Parking Glasgow	Sterling	UK	10,784	345	10,439	9,967	280	9,687
UniCredit	S.A.BRO.M	Euro	Italy	20,000	20,000	-	20,082	20,082	-
Total				30,784	20,345	10,439	30,049	20,362	9,687

As at June 30, 2015, concession financing amounted to € 30.8 million and related to the Parking Glasgow concession and the new Broni-Mortara motorway concession.

This outstanding financing from Royal Bank of Scotland is included in the project financing category and is

secured by the revenue flows arising from the activities carried out under the related concessions. An interest rate hedge has been agreed for this financing (see Note 22). The financing agreement includes a number of covenants, all of which the operator had complied with at the reporting date.

Financing and loans of companies in liquidation

Financing and loans of companies in liquidation as at June 30, 2015 amount € 2.1 million, substantially not varied compared to the closing date of the previous

year. The related repayment plans are linked to the liquidation procedures of the companies to which the financing and loans refer.

Other loans

This item is broken down as follows:

(Amounts in €/000)	Company	Country	June 30, 2015			December 31, 2014		
			Total financial liabilities	Current	Non-current	Total financial liabilities	Current	Non-current
Cat Finance	Salini Impregilo	Italy	14,413	4,944	9,469	16,694	4,757	11,937
Nesma Riyad	Salini Impregilo	Italy	48,798	48,798	-	-	-	-
Bethar Al Amal	Salini Impregilo	Italy	-	-	-	28,004	28,004	-
Cat Finance	Co.Ge.Ma.	Italy	113	57	55	140	56	84
Total			63,324	53,799	9,524	44,838	32,817	12,021

The conditions relating to the main loans under examination are stated hereunder:

	Company	Country	Reference interest rate	Maturity
CAT Finance	Salini Impregilo	Italy	Fixed rate	2019
CAT Finance	Co.Ge.Ma.	Italy	Fixed rate	2019

The reference rates indicated in the table, include floating spreads based on the duration and terms of the loan.

Bank account overdrafts

Bank overdrafts amount to € 48.7 million and show an increase of € 21.0 million compared to December

31, 2014. Changes are mainly due to the subsidiary company Salini Nigeria for € 15.7 million.

Payables to factoring companies

(Amounts in €/000)	June 30, 2015	December 31, 2014	Change
Venezuelan branch	932	3,374	(2,442)
Salerno-Reggio Calabria S.c.p.A.	14,655	2,359	12,296
Ethiopian branch (Factorit)	14,789	3,853	10,936
Sierra Leone branch (Factorit)	363	97	266
JV Mukorsi (Factorit)	31	31	0
Total	30,770	9,714	21,056

Payables to factoring companies mainly relate to the transfer of receivables.

Net financial position of Salini Impregilo Group

(Amounts in €/000)	Note (*)	June 30, 2015	December 31, 2014	Change
Non-current financial assets	8	106,673	89,124	17,549
Current financial assets	13	130,539	156,908	(26,369)
Cash and cash equivalents	16	983,451	1,030,925	(47,474)
Total cash and cash equivalents and other financial assets		1,220,663	1,276,957	(56,294)
Bank and other loans	19	(484,987)	(456,209)	(28,778)
Bond issues	20	(395,138)	(394,326)	(812)
Payables under finance leases	21	(96,302)	(102,310)	6,008
Total non-current indebtedness		(976,427)	(952,845)	(23,582)
Bank account overdrafts and current portion of financing facilities	19	(434,672)	(247,522)	(187,150)
Current portion of bond issues	20	(181,142)	(166,292)	(14,850)
Current portion of payables under finance leases	21	(48,474)	(60,231)	11,757
Total current indebtedness		(664,288)	(474,045)	(190,243)
Derivative liabilities	22	(4,772)	(5,244)	472
Net financial position held by SPVs and unconsolidated project companies (**)		46,180	65,953	(19,773)
Total other financial assets (liabilities)		41,408	60,709	(19,301)
Total net financial position - Continuing operationse		(378,644)	(89,224)	(289,420)
Net financial position for assets held for sale		(55,565)	(81,292)	25,727
Net financial position comprising the non-current assets held for sale		(434,209)	(170,516)	(263,693)

(*) The note numbers refer to the notes to the consolidated financial statements where the items are analyzed in detail.

(**) This item acknowledges the net credit/debit position of the Group towards Consortiums and Consortium Companies functioning through cost transfers and not included in the consolidation scope of the Group. The net credit standing and debt position is included in the item in the amount corresponding to the actual liquidity or indebtedness owned by the SPV. The receivables and payables that compose the balance of the item are respectively included among the commercial credit and commercial debts.

20. Bond issues

The outstanding bonds at June 30, 2015, totalling € 576.3 million, relate to the parent Company Salini Impregilo S.p.A. for an overall € 417.5 million

and the Dutch subsidiary, Impregilo International Infrastructures for € 158.8 million. This balance is composed as follows:

(Amounts in €/000)	June 30, 2015	December 31, 2014	Change
Non-current	395,138	394,326	812
Current	181,142	166,292	14,850

Notes to the consolidated financial statements

The item may be broken down as follows:

(Amounts in €/000)	Country	June 30, 2015			December 31, 2014		
		Total financial liabilities	Current	Non-current	Total financial liabilities	Current	Non-current
Salini Impregilo S.p.A.		417,490	22,352	395,138	404,529	10,203	394,326
Impregilo International Infrastructures - 2nd issue	Holland	158,790	158,790		156,090	156,090	
Total		576,280	181,142	395,138	560,619	166,293	394,326

On July 23, 2013, Salini S.p.A. (now merged in Salini Impregilo S.p.A.) completed a senior unsecured bond issue for a nominal amount of € 400 million with maturity on August 1, 2018, intended for international institutional investors. The bonds, which have a minimum denomination of € 100,000 and an annual gross coupon of 6.125%, were placed with primary international institutional investors at a price of € 99,477. The bonds under examination are supported by covenants requiring the debtor to keep certain economic/financial and asset indexes, which to the date of issuance of this Half Yearly report are completely abided by. In November 2010, the Dutch company Impregilo International Infrastructures NV,

wholly owned by Salini Impregilo S.p.A., placed bonds (Notes) for a total nominal amount of € 300 million with qualified Italian and foreign investors. The outstanding bonds at the reporting date with a nominal amount of € 150 million expire in November 2015 (bearing interest at a fixed rate of 6.526%) and are listed in the Luxembourg stock exchange and underwritten by Salini Impregilo S.p.A.

21. Payables under finance leases

Finance lease payables as at June 30, 2015, may be broken down as follows:

(Amounts in €/000)	June 30, 2015	December 31, 2014	Change
Non-current portion	96,302	102,310	(6,008)
Current portion	48,474	60,231	(11,757)

This item includes the principal of future lease payments at June 30, 2015, related to the purchase of plants, machinery and equipment, with an average term of between three to eight years. As at June 30, 2015, the effective average interest rate for loans to

Italian businesses ranges from 2.5-4.4%, while the agreements issued by subsidiaries in Colombia and Chile have a floating rate indexed to the local interbank rate. Payables for these leases are guaranteed to the lessor via rights on the leased assets.

The present value of the minimum future lease payments is € 144.8 million (€ 162.5 million at December 31, 2014) as follows:

(Amounts in €/000)	June 30, 2015	December 31, 2014
Minimum lease payments:		
Due within one year	53,974	66,270
Due between one and five years	100,141	105,006
Due after five years	5,371	6,410
Total	159,486	177,686
Future financial expense on finance leases	(14,711)	(15,145)
Net present value	144,775	162,541
The current value of the net present value is divided as follows:		
Due within one year	48,473	60,231
Due between one and five years	91,454	96,837
Due after five years	4,848	5,473
Total	144,775	162,541

22. Derivatives and other current financial liabilities

These items show the fair value of the currency and interest rate hedges at the reporting date.

This item is analyzed below:

(Amounts in €/000)	June 30, 2015	December 31, 2014
Interest rate swaps - Cash flow hedge	4,772	5,244
Total derivatives presented in net financial position	4,772	5,244

The following tables set out the characteristics of the derivative liabilities existing at June 30, 2015, showing

the company holding the contract and the related fair value at the reporting date:

Interest rate swaps - Cash flow hedges

Company	Agreement date	Maturity date	Currency	Notional amount	Fair Value (€)
Impregilo Parking Glasgow	27/09/2004	30/06/2029	GBP	7,701,547	(3,099,786)
Impregilo Parking Glasgow	01/06/2003	30/06/2029	GBP	783,974	(1,655,643)
Salini Impregilo S.p.A.	12/02/2010	01/08/2016	EUR	733,227	(16,542)
Total					(4,771,971)

This category includes derivatives that have been entered into to hedge the Group against interest rate risks and that meet international hedge accounting requirements. To check compliance with these

requirements, the effectiveness of the hedges has been verified and confirmed and, therefore, their fair value changes have been recognized in the hedging reserve (see Note 18).

23. Post-employment benefits and employee benefits

At June 30, 2015, the Group's liability towards its employees, determined using the criteria set out in IAS 19, was € 23.2 million.

The balance mainly consists of Italian post-employment benefits (TFR) related to Salini Impregilo S.p.A. and its Italian subsidiaries. At June 30, 2015 and December 31, 2014, the liability for post-employment benefits is the outstanding payable at the reform effective date, net of benefits paid up to the reporting dates. The liability is considered part of a defined benefit plan under IAS 19 and has, therefore, been subjected to actuarial valuation. The valuation, performed with the assistance of an independent expert, was based on the following rates:

- turnover rate: 7.25%;
- discount rate: 1.49%;
- advance payment rate: 3%;
- inflation rate: 0.60%.

The benchmark used for the discount rate is the Iboxx AA Corporate index for the Eurozone with an average financial duration in line with the plan being valued.

Changes in this item are as follows:

(Amounts in €/000)	December 31, 2014	Accrual for the year	Payments	Other movements	Contributions transferred to INPS treasury and other funds	June 30, 2015
Post-employment benefits and employee benefits	23,320	7,374	(7,539)	1,290	(1,214)	23,231

The other movements include the positive effect of the exchange rates equal to € 0.6 million, and reclassifications equal to € 0.6 million that refer to

the divisions of the Todini Group subject to corporate reorganization that, during the last year, were classified among the assets and liabilities held for sale.

24. Provisions for risks

The provisions for risks amounted to € 108.5 million as at June 30, 2015, and are shown below:

(Amounts in €/000)	June 30, 2015	December 31, 2014	Change
Provision for risks on equity investments	7,371	6,696	675
Other provisions	101,142	90,831	10,311
Total	108,513	97,527	10,986

The provision for risks on equity investments relates to expected impairment losses on the carrying amount of

the group's investments in associates for the part that exceeds their carrying amounts.

Changes in this provision are detailed below:

(Amounts in €/000)	H1 2015
Acquisitions and disposals	(270)
Share of profit (loss) of equity-accounted investees	47
ROC changes of equity-accounted investees	(1)
Reclassifications	756
Other changes including changes in the translation reserve	143
Total	675

Other provisions comprise:

(Amounts in €/000)	June 30, 2015	December 31, 2014	Change
USW Campania Projects	30,188	30,494	(306)
Provisions set up by Imprepar and its subsidiaries	34,709	32,927	1,782
Losses on contracts	-	38	(38)
Ongoing litigation	11,473	13,406	(1,933)
Building segment litigation	2,979	2,601	378
Tax and social security litigation	6,499	39	6,460
Environmental risks	100	385	(285)
Other	15,194	10,942	4,252
Total	101,142	90,832	10,310

The provision for the USW Campania projects mainly includes the potential estimated costs for environmental clean-up. For a description of the litigations and risks connected to the USW Campania projects, please refer to the Risk area and Litigation section of the Director's Report.

The provisions set up by Imprepar and its subsidiaries include accruals made for probable future charges related to the closing of contracts and potential evolution of ongoing litigation.

The provision for ongoing litigation refers to disputes involving Salini Impregilo and some of its subsidiaries.

The provision for environmental risks mainly relates to the management of a landfill, concerning future liabilities related to closure and post-closure activities.

The item "Other" mainly comprises amounts accrued, since 2014, for certain foreign contracts completed in previous years for which disputes are ongoing with the customers. Relationships with these customers are difficult and, therefore, the Group is unable to estimate exactly when the related receivables will be collected.

Changes in the item during the reporting period are summarized below:

(Amounts in €/000)	December 31, 2014	Provisions	Utilizations	Difference exchange rate	Reclassifications	June 30, 2015
Total	90,832	4,914	(3,365)	415	8,346	101,142

Notes to the consolidated financial statements

Changes of the period comprise:

- (i) provisions of € 4.9 million; specifically, € 1.2 million relate to the subsidiary, Todini Costruzioni Generali and € 3 million concerning the subsidiary Imprepar.
- (ii) utilizations of € 3.4 million, including € 0.7 used by Todini Costruzioni Generali and € 0.9 million used by Imprepar. Provisions have been used only if needed and for events for which they had been initially allocated.
- (iii) reclassifications mainly due to the new transfer perimeter of Todini Costruzioni Generali, according to what is stated in the IFRS 5.

Please refer to the Risk Areas and Litigation sections of the Director's Report for further information on litigation.

25. Progress payments and advances on contract work in progress

The item "Advances on contract work in progress" included under current liabilities in the statement of financial position amounts to € 1,856.5 million,

up by € 130.7 million compared to December 31, 2014. This item breaks down as follows:

(Amounts in €/000)	June 30, 2015	December 31, 2014	Change
Contract work in progress	(3,164,876)	(8,332,057)	5,167,181
Progress payments and advances received (on approved work)	3,300,779	8,501,621	(5,200,842)
Negative contract work in progress	135,903	169,564	33,661
Contractual advances	1,720,635	1,556,319	164,316
Total	1,856,538	1,725,883	130,655

Contract work in progress recognized under liabilities (negative WIP) is the negative net balance, for each contract, of work performed to date and progress billings, and amounts to € 135.9 million.

The contracts contributing the most to the composition of this item are in the United States (€ 26.8 million), in Austria (€ 23.0 million), in Denmark (€ 21.7 million) and Italy (€ 17.0 million).

The most significant changes, compared to the previous year, in terms of increases, relate to works in Denmark and Austria, while in terms of decreases they relate to the works in Nigeria, Italy and Qatar.

With regard to the contract, the most significant amounts are referred to the following works: Grand Ethiopian Renaissance Dam Project in Ethiopia for € 335.3 million; Copenhagen Cityringen Metro in Denmark for € 86.5 million; projects in Libya for a total of € 188.9 million; Riyadh Metro, Line 3 in Arabia for € 505.3 million; COCIV Consortium for € 85.2 million. Changes compared to December 31, 2014, can be re-conducted to an additional share in the Metro Riyadh project.

For further details related to the development and progress of the ongoing works, please refer to the information on operations provided in the first part of the Director's Report.

26. Trade payables to suppliers

Trade payables amounted to € 1,462.9 million at the reporting date, an increase of € 36.2 million on December 31, 2014. This item includes € 140.4 million

of receivables towards unconsolidated companies of the Group and other related parties (€ 153.9 million as at December 31, 2014). They are made up as follows:

(Amounts in €/000)	June 30, 2015	December 31, 2014	Change
Trade payables to suppliers	1,462,952	1,426,743	36,209

The overall increase of trade payables is determined by variations of an opposite sign. The positive change is mainly due to the increases following the full-productivity of the orders, and in particular the High Speed/High Capacity projects and the Doha (Qatar) project. On the contrary, the negative change is generated in part by the standard production performance of the ongoing works, and in part by major elisions that are due to the extension of the consolidation scope. This item, as previously specified, also includes payables to unconsolidated Group companies and other related parties, which amount to

€ 140.4 million (€ 153.9 million as at December 31, 2014). The decrease of € 13.5 million is mainly due to the reduction of the payables towards the consortium company Metro Blu S.c.r.l., which deals with the construction of Line 4 of the Milan Metro. This item mainly includes the financial liabilities relating to the contractual positions with the Italian and foreign customer administrations for the work in progress through unconsolidated project companies, for the portion attributable to the Group and for the part where final payment has not been made.

27. Current tax liabilities and other current tax liabilities

Current tax liabilities amounted to € 63.8 million, as detailed hereunder:

(Amounts in €/000)	June 30, 2015	December 31, 2014	Change
IRES	21,988	8,318	13,670
IRAP	10,999	292	10,707
Foreign taxes Abroad	30,812	38,874	(8,062)
Total	63,799	47,484	16,315

Charges for income taxes are calculated on the basis of the best average tax rate estimate for the entire year, applied to the profit before taxes.

Other current tax liabilities of € 40.1 million down by € 13.6 million over December 31, 2014. They may be analyzed as follows:

(Amounts in €/000)	June 30, 2015	December 31, 2014	Change
Withholding	8	10	(2)
VAT	23,525	42,583	(19,058)
Other indirect taxes	16,607	11,158	5,449
Total	40,140	53,751	(13,611)

28. Other current liabilities

Other liabilities amount to € 324.8 million (€ 335.9 million). They may be analysed as follows:

(Amounts in €/000)	June 30, 2015	December 31, 2014	Change
Social security institutions	15,213	13,304	1,909
Employees	47,025	39,881	7,144
Liabilities for compensation and expropriations	9,223	16,112	(6,889)
State bodies	116,235	116,235	-
Guarantee deposits	107	6	101
Other payables	105,821	91,312	14,509
Other unconsolidated company and related parties payables	11,002	30,334	(19,332)
Accrued expenses and deferred income	20,219	28,734	(8,515)
Total	324,845	335,918	(11,073)

The main changes of the period concerned:

- payables for compensations and expropriations for the High Speed/High Capacity projects; the reduction of € 6.9 million compared to the previous year is referred to the Milan-Genoa railway.
- other payables regarding unconsolidated Group companies and related parties amount to € 11 million and have decreased by € 19.3 million compared to the previous year. This change is mainly due to:
 - the elimination of the payables owed by Todini towards the associated company Co.ge.Fin. S.r.l. amounting to € 12,4 million due to the total consolidation of the latter following the acquisition of 49% of the shareholding, which determined the control of Salini Impregilo, the Parent company, starting from the first quarter of 2015;

- the reduction of the payables mainly referred to payables regarding the TAT Tunnel Alp Transit consortium and the Tessaloniki Metro CW, respectively active in Switzerland and Greece.

The other payables of € 105.8 million (€ 91.3 million as at December 2014) include liabilities of € 3.8 million related to the rulings of the Naples Regional Tax Commission on June 3, 2014 concerning the so-called “ecotax” regarding the USW Campania projects. Payables due to state bodies amount to € 116.2 million entirely relate to the transactions with the commissioner, the provincial authorities and municipalities of Campania, in connection with the USW Campania projects. For more information about the complicated situation surrounding the USW Campania projects, please refer to the Directors’ report, paragraph “Risk Areas and Litigation”. Accrued expenses and deferred income of € 20.2 million, include 4.6 million for the ten-year post-contract.

(Amounts in €/000)	June 30, 2015	December 31, 2014	Change
Accrued expenses and deferred income:			
- Commissions on sureties	2,642	3,093	(451)
- Other accrued expenses and deferred income	16,044	14,360	1,684
Total accrued expenses	18,686	17,453	1,233
Deferred income:			
- Provision of services	1,533	11,281	(9,748)
Total deferred income	1,533	11,281	(9,748)
Total accrued expenses and deferred income	20,219	28,734	(8,515)

29. Guarantees, commitments and risks

Guarantees and Commitments

The key guarantees given by the Group are set out below:

- Contractual sureties: these total € 6,735.5 million and are given to customers as performance bonds, to guarantee advances, retentions and involvement in tenders for all ongoing contracts. In turn, the Group companies have guarantees given by their subcontractors for some of these contractual sureties.
- Sureties for credit: these total € 300.2 million.
- Sureties granted for export credit of € 160.0 million.
- Other guarantees totalling € 721.6 million consisting

of guarantees related to customs and tax obligations (€ 68.8 million) and for other commitments (such as environmental clean-ups and export credit) amounting to € 652.8 million.

- Collateral related to:
 - liens on shares of the consortium companies Salerno-Reggio Calabria S.c.p.A. and Reggio Calabria-Scilla S.c.p.A. given to guarantee a loan of € 17.8 million;
 - liens on the remaining shares of Tangenziale Esterna S.p.A. given to guarantee a loan of 17.4 million.

Litigation

Please see the Litigation section in the Director's report.

30. Revenue

Revenues as at June 30, 2015, came to € 2,199.5 million, up 2.9% compared to the same period of the previous year:

(Amounts in €/000)	H1 2015	H1 2014	Change
Operating revenue	2,136,091	2,098,111	37,980
Other revenues and earnings	63,398	38,527	24,871
Total revenue	2,199,489	2,136,638	62,851

The growth in revenue of € 62.9 million is primarily due to the progress of some large-scale projects abroad, among which: the Red Line North project

in Qatar and the Riyadh Metro in Saudi Arabia, but also the Milan-Genoa High Capacity/High Speed railway line.

Notes to the consolidated financial statements

A breakdown of the operating revenue is given in the following table:

(Amounts in €/000)	H1 2015	H1 2014	Change
Works invoiced to clients	1,982,765	1,986,293	(3,528)
Services	147,154	98,051	49,103
Sales revenue	6,172	13,767	(7,595)
Total operating revenues	2,136,091	2,098,111	37,980

Service revenues include revenues for cost transfers made to partners of consortiums and consortium companies entirely consolidated for € 67.6 million.

A breakdown of the other revenue and of the income is given in the following table:

(Amounts in €/000)	H1 2015	H1 2014	Change
Rent and leases	1,169	172	997
Staff services	358	520	(162)
Revenue for rebilling costs	15,776	7,351	8,425
Insurance reimbursements	2,038	7,522	(5,484)
Gains on disposal of non-current assets and investments	5,633	5,099	534
Prior year income	14,086	7,828	6,258
Other income	24,338	10,035	14,303
Total other revenues and earnings	63,398	38,527	24,871

31. Operating expenses

Operating expenses for the first half of 2015 totalled € 2,071.0 million (€ 2,022.5 million in first half of 2014).

The item may be broken down as follows:

(Amounts in €/000)	H1 2015	H1 2014	Change
Purchasing costs	367,437	260,809	106,628
Subcontracts	627,700	823,580	(195,880)
Costs for services	662,203	550,694	111,509
Personnel costs	259,269	242,707	16,562
Other operating costs	56,463	59,240	(2,777)
Amortization, depreciation, provisions and impairment losses	97,882	85,475	12,407
Total operating costs	2,070,954	2,022,505	48,449

31.1 Purchasing costs

Costs incurred for raw materials and consumables in the first half of 2015, amount to € 367.4 million, up

€ 106.6 million compared to the same period of last year:

(Amounts in €/000)	H1 2015	H1 2014	Change
Raw materials and consumables	365,370	276,165	89,205
Change in raw materials and consumables	2,067	(15,356)	17,423
Total	367,437	260,809	106,628

The increase in costs for raw materials and consumables is in line with the general increase of

revenue due to the success of some large-scale projects abroad.

31.2 Subcontracts

Subcontracts amount to € 627.7 million, down € 195.9 million compared to the corresponding previous period, as shown in the following table:

(Amounts in €/000)	H1 2015	H1 2014	Change
Subcontracts	627,700	823,580	(195,880)
Total Subcontracts	627,700	823,580	(195,880)

The € 195.9 million decrease, compared to June 30, 2014, mainly refers to: the Ethiopian branch for € 123.5 million, to the Qatar branch for € 14.2 million,

to Civil Work equal for € 20.2 million, to CMT I/S for € 139.6 million and to Salini Malaysia for € 26.8 million.

31.3 Service costs

Service costs amount to € 662.2 million, up by € 111.5 million compared to the same period of last year, as indicated in the following table:

(Amounts in €/000)	H1 2015	H1 2014	Change
Consultancy and technical services	190,963	130,786	60,177
Fees to directors, statutory auditors and independent auditors	6,430	7,057	(627)
Employee travel expenses	3,395	7,059	(3,664)
Maintenance and testing	7,298	8,786	(1,488)
Transport and customs	83,485	56,776	26,709
Insurance	32,517	15,850	16,667
Cost recharges from consortiums	218,682	201,636	17,046
Rent and leases	65,712	42,342	23,370
Charge backs recharges	176	569	(393)
Lease payments and expenses	67	191	(124)
Trade expenses	46	1,529	(1,483)
Other	53,432	78,113	(24,681)
Total cost of services	662,203	550,694	111,509

Notes to the consolidated financial statements

The item "Other", down by € 24.6 million compared to the first half of 2014, includes for approximately € 5 million, expenses for detached personnel, for € 2.1 million J.O. costs. For the remaining part, the item mainly refers to costs for services, for security and for board expenses.

The item "Consultancy and technical services", increased € 60.2 million compared to June 30, 2014, and mainly includes the planning and laying costs incurred by project companies and costs for legal counsel and administration tasks. Hereunder, the table:

(Amounts in €/000)	H1 2015	H1 2014	Change
Design and engineering consulting	151,119	103,367	47,752
Legal, administrative and other services	29,691	22,549	7,142
Testing	495	1,575	(1,080)
Building	9,658	3,295	6,363
Total	190,963	130,786	60,177

31.4 Personnel costs

Personnel expenses for the period amounted to € 259.3 million, up by € 16.6 million compared to the

same period of the previous year. The item is made up as follows:

(Amounts in €/000)	H1 2015	H1 2014	Change
Wages and salaries	215,206	173,070	42,136
Social security and pension contributions	36,609	31,715	4,894
Post-employment benefits and employee benefits	7,374	8,431	(1,057)
Other personnel expenses	80	29,491	(29,411)
Total	259,269	242,707	16,562

Other personnel expenses mainly relate to termination benefits and repayments of travel expenses.

31.5 Other operating costs

Other operating expenses decreased by € 2.8 million compared to the same period of the previous year,

amounting to € 56.5 million in the first half of 2015. The item is detailed as follows:

(Amounts in €/000)	H1 2015	H1 2014	Change
Other management costs	28,236	41,690	(13,454)
Commissions on operating sureties	24,176	13,588	10,588
Operational bank expenses	3,003	2,304	699
Capital loss intangible/tangible	1,047	1,658	(611)
Other operating costs	56,463	59,240	(2,777)

31.6 Amortization, depreciation, provisions and impairment losses

This item came to € 97.9 million, up by € 12.4 million compared to the same period of the previous year, broken down as follows:

(Amounts in €/000)	H1 2015	H1 2014	Change
Total provisions and impairment losses net of utilizations	(2,889)	2,250	(5,139)
Amortization of intangible assets	186	12,603	(12,417)
Depreciation of property, plant and equipment	91,659	67,490	24,169
Amortization of rights to infrastructure under concession	752	369	383
Amortization order acquisition costs	8,174	2,763	5,411
Total amortization and depreciation	100,771	83,225	17,546
Total	97,882	85,475	12,407

The item “amortization, depreciation, provisions and impairment losses” for the first half of 2015 has increased for a total of € 12.4 million. The item provisions acknowledges provisions made by Imprepar relating to three ongoing litigations. The item “Provisions”, totalling € 100.8 million, is formed

by € 91.7 million that refer to property, plant and equipment, increased by approximately € 24.2 million compared to the previous period, and by € 9.1 million of intangible assets of which 0.7 million referred to the rights to infrastructure and € 8.2 million referred to contract acquisition costs as stated in Note 6.

32. Financing income (costs) and gains (losses)

This item, for the first half of 2015, amounts to € 22.6 million (€ 90.7 million for the same period of 2014).

The item may be broken down as follows:

(Amounts in €/000)	H1 2015	H1 2014	Change
Financial income	18,978	20,244	(1,266)
Financial expenses	(46,800)	(73,313)	26,513
Net exchange rate gains	5,261	(37,587)	42,848
Net financing costs	(22,561)	(90,656)	68,095

32.1 Financial income

Financial income totalled € 19.0 million in the first half of 2015 (€ 20.2 million in the first half of 2014) and is made up as follows:

(Amounts in €/000)	H1 2015	H1 2014	Change
Interest income from receivables	1,145	1,746	(601)
Financial income from securities	78	-	78
Interest and other income from unconsolidated Groupcompanies and other related parties	4,270	5,244	(974)
- Interest income	4,239	4,200	39
- Financial income	31	1,044	(1,013)
Interest income and other financial income	13,485	13,254	231
- Interest income on correspondent accounts	9	-	9
- Interest on financing	274	1,124	(850)
- Bank interest	1,949	3,179	(1,230)
- Interest in arrears	7,100	2,767	4,333
- Financial discounts and allowances	381	201	180
- Other	3,772	5,983	(2,211)
Total	18,978	20,244	(1,266)

The decrease of € 2.2 million of the item “Other” mainly concerns the minor reversal of the PPA for € 1.9 million.

32.2 Financial expenses

Financial expenses for the first half of 2015 totalled € 46.8 million (compared to € 73.3 million in the first half of 2014) and is made up as follows:

(Amounts in €/000)	H1 2015	H1 2014	Change
Interest payable and expenses from Groupcompanies	218	1,334	(1,116)
- Interest payable	218	(52)	270
- Financial expense	-	1,386	(1,386)
Interest payable and other financial expenses	(47,018)	(74,647)	27,629
- Bank interests on accounts and loans	(23,650)	(47,204)	23,554
- Interest on bond issues	(15,364)	(15,484)	120
- Interest on tax payables	(625)	(542)	(83)
- Interests in arrears	(3)	(65)	62
- Interests payable from discounting	(141)	135	(276)
- Bank fees	(1,154)	(1,807)	653
- Charges on sureties	(518)	(406)	(112)
- Other lender	(999)	(510)	(489)
- Factoring and Leasing	(3,830)	(4,689)	859
- Other	(734)	(4,075)	3,341
Total financial expenses	(46,800)	(73,313)	26,513

Net financial expenses decreased overall by € 26.5 million over the last year. This decrease mainly refers to the interests payable on bank accounts and loans for € 23.6 million due to the decrease of the average debt that characterised the first half of 2015, compared to the corresponding period of the previous year, but also for the lower interest rates, also caused by the renegotiation of the corporate financial debt which occurred during the period that is being covered.

32.3 Net exchange rate gains

The net exchange rate for the first half of 2015 reported a positive result of € 5.3 million

(negative for € 37.6 million, as at June 30, 2014). The change reflects the non-recurring charge of the first half of 2014 resulting from the Group's adoption of the new official SICAD II exchange rate to translate its net financial assets denominated in the Venezuelan currency (called Bolivar Fuerte or VEF), to the new official change rate called SICAD2, from June 30 2014. The Group established that the SIMADI is the appropriate exchange rate for converting amounts in Venezuelan currency. This exchange rate was adopted during the first half of 2015. The adoption of the SIMADI generated an overall negative effect of € 4 million.

33. Gains on investments

Net gains on investments came to € 1.2 million after having gained a positive result for 2014 equal to € 1.7 million. The item may be broken down as follows:

(Amounts in €/000)	H1 2015	H1 2014	Change
Net gains on equity accounted investees	757	1,738	(981)
<i>Dividends</i>	493	3	490
<i>Loss on the disposal of investment</i>	-	(36)	36
<i>Other income</i>	(39)	(1)	(38)
Total	1,211	1,704	(493)

The net gain on equity accounted investees results of the investments is detailed in the following table:

(Amounts in €/000)	H1 2015	H1 2014	Change
Results of the net gains on investments valued according to the equity method			
<i>Yuma Concessionaire</i>	2,375	3,752	(1,377)
<i>Ochre Holding</i>	(1,024)	(23)	(1,001)
<i>Agua Azul</i>	558	422	136
<i>Impregilo Arabia</i>	(2,148)	-	(2,148)
<i>Gupc</i>	893	80	813
<i>Todini Group associates</i>	-	(3,602)	3,602
<i>Other</i>	103	1,109	(1,006)
Total results of the net gains on investments valued according to the equity method	757	1,738	(981)

34. Income taxes

The Group's tax expense for the first half of 2015 was € 35.3 million, as shown in the following table:

(Amounts in €/000)	H1 2015	H1 2014	Change
Current taxes (income taxes)	27,354	1,722	25,632
Net deferred tax (income) expense	5,201	6,733	(1,532)
Prior year taxes	1,564	501	1,063
Total income taxes	34,119	8,956	25,163
IRAP	1,136	613	523
Total income taxes	35,255	9,569	25,686

35. Related party transactions

Transactions with related parties, as defined by IAS 24, carried out during the first half of 2015, were of an ordinary nature.

During the first half of 2015, the related-party transactions involved the following counterparties:

- directors, statutory auditors and key management personnel - solely involving transactions provided for in the legal relationships governing their positions within the Salini Impregilo Group.
- Associates: these transactions mainly relate to:
 - commercial assistance with purchases and procurement of services necessary to carry out works and contracting and subcontracting activities;

- services (technical, organizational, legal and administrative), carried out at a centralized level;
- financial transactions, namely loans and joint current accounts as part of cash pooling transactions and guarantees given on behalf of Group companies.

Transactions are carried out with associates in the interests of Salini Impregilo, aimed at building on existing synergies in the Groupin terms of production and sales integration, efficient use of existing skills, streamlining of centralized structures and financial resources. These transactions are regulated by specific contracts and are carried out on an arm's length basis.

- Other related parties. The main transactions undertaken by Group companies with other related parties, identified pursuant to IAS 24, including the companies subject to management and coordination by Salini Costruttori S.p.A., are summarized below:

(Amounts in €/000)	Financial assets	Other assets	Receivables	Payables	Bank account overdrafts	Total revenue	Total costs	Financial income and expenses
Name								
CEDIV S.p.A.	3,244		1,620			6		25
G.A.B.I. RE S.r.l.	18,001		1,081			6		28
Zeis Group	365		350	224		145	62	8
Iniziativa Immobiliari Italiane S.p.A.			17	2			471	
Madonna dei Monti S.r.l.	66		4	48		4		1
Salini Saudi Arabia Co. L.t.d.		592						
Salini Costruttori S.p.A.	4,598	13,700	114		2,166	35		(32)
Salini Simonpietro e C. S.a.p.A.			13			8		
Total	26,274	14,292	3,199	274	2,166	204	533	30

In addition to the abovementioned operations, on March 6, 2015 a 49% ownership interest in Co.Ge.Fin. S.r.l. was purchased from Todini Finanziaria S.r.l. at a price of € 9,077,348. The description of the effects of this acquisition are included within Note 3. Most of the Salini Impregilo Group's production in the construction segment is carried out through SPVs, set up with other partners that have participated with Salini Impregilo in tenders. The SPVs carry out the related contract on behalf of its partners.

36. Earnings per share

Earnings per share are disclosed at the foot of the income statement. Basic earnings per share are calculated by dividing the profit (loss) for the year attributable to the owners of the parent by the weighted average of the shares outstanding during the year. Diluted earnings per share are calculated considering the weighted average of the outstanding shares adjusted by assuming the conversion of all the shares with potentially diluting effects. The following table summarizes the calculation. Please note that following the approval resolution of September 12, 2013, 44,974,754 new ordinary shares of Salini Impregilo S.p.A. were issued to Salini Costruttori S.p.A. in execution of the merger.

The other transactions refer to costs for design and similar activities, incurred when presenting bids and for recently started contracts. They are also governed by specific agreements and carried out on an arm's length basis and, where applicable, in line with the contractual terms.

Their effects on the statement of financial position and income statement are shown together with the related contract, when appropriate.

The Board of Directors resolved to increase the share capital on June 20, 2014, resulting in the issuance of 44,740,000 new shares.

As a result of this operation, which took place on June 25, 2014, the share capital consists of 492,172,691 ordinary shares and 1,615,491 savings shares.

In October 2014 the company bought its shares, in the portfolio, for a total of 3,104,377 shares.

During the first half of 2015 there have been no new share issuing or acquisitions.

(Amounts in €/000, thousands of shares)	H1 2015	H1 2014
Profit (loss) from continuing operations	71,929	15,612
Non-controlling interests	(7,269)	1,482
Profit earmarked for holders of savings shares	588	588
Profit (loss) from continuing operations attributable to the owners of the parent	65,248	17,682
Profit from continuing and discontinued operations	60,298	76,495
Non-controlling interests	(7,269)	1,482
Profit earmarked for holders of savings shares	588	588
Profit from continuing and discontinued operations attributable to the owners of the parent	53,617	78,565
Average outstanding ordinary shares	489,069	448,676
Average outstanding savings shares	1,615	1,615
Average number of shares	490,684	450,291
Average number of diluted shares	490,684	450,291
Basic earnings (loss) per share (from continuing operations)	0.13	0.04
Basic earnings per share (from continuing and discontinued operations)	0.11	0.17
Diluted earnings (loss) per share (from continuing operations)	0.13	0.04
Diluted earnings per share (from continuing and discontinued operations)	0.11	0.17

37. Events after the reporting period

Site integration

Following the meetings of June 10 and June 17 this year, on July 7, 2015 the national and local trade unions and company union representatives of Salini Impregilo S.p.A., Todini Costruzioni Generali S.p.A. and Co.Ge. Ma. S.p.A., signed an agreement with the Group Representatives, which establishes the implementation of a series of tools to help during the integration process like: the transfer of employees, the possibility of accessing voluntary pension schemes and incentive programmes. This, with the aim of promoting a prompt integration and of mitigating the impact of these activities on employees.

Contract for the construction of the Al Bayt stadium in Qatar

On July 8, 2015, the Salini Impregilo Group was awarded the contract for the construction of the Al Bayt stadium in the city of Al Khor in Qatar, around 50 km north of the capital Doha. The contract, worth € 770 million, of which € 716 million for construction and over € 53 million for operation & maintenance, involves the design and construction of one of the sports complexes that the FIFA World Cup 2022 will be played in. The project, awarded by the governmental foundation Aspire Zone, responsible for the development of sports infrastructure in the country, involves the construction of a stadium that can accommodate 70,000 spectators, with an area of 200 thousand square meters; of an auxiliary building for security and the administrative part of the facility; and of the center that will house the electromechanical and distribution systems.

Contract for the construction of primary urban infrastructures in Qatar

On July 9, 2015, the Salini Impregilo Group was awarded the contract for the construction of primary urban development infrastructure in Shamal, an area of residential development located approximately

100 km from the capital Doha in the far north of Qatar. The Project, worth € 300 million, is part of the “Framework Contract for Local Roads and Drainage Programme (LR&DP)”. The works, to be completed within 30 months, were awarded to Salini Impregilo by the Public Works Authority of Ashghal, the authority established in 2004 and responsible for the design, implementation and management of public infrastructure in the Gulf state. Salini Impregilo was awarded the creation of the Package 01, which covers about 25% of the development area and includes roads and infrastructure in the district of Al-Zubara located in the west, the area north of the central district of Abu Al-Dholouf and the area south of the city of Al-Shamal, in addition to design and planning of the microtunneling and of the water system for irrigating the green areas. The entire area for residential development measures 1,043 hectares and is connected to Doha through the “North Road”.

Contract for the design and construction of the A1 motorway in Poland

On July 22, 2015, the Salini Impregilo Group was awarded a contract worth € 170 million for the design and construction of 20,270 km of a section of the A1 Motorway south of Warsaw near the town of Katowice. The project is financed in part by EU funds and in part by Polish public funding. The works, which will last for a total of 33 months, include three junctions: Rząsawa, Lgota, Blachownia, 4 bridges, 1 railway bridge and 21 viaducts. The road surfacing will be entirely in concrete.

Appointment of the new Chairman of the Board of Directors

On July 14, 2015, the Board of Directors of Salini Impregilo S.p.A. appointed the Director Alberto Giovannini as the Chairman of the Company. Giovannini replaced Claudio Costamagna, recently appointed as Chairman of the Board of Directors of Cassa Depositi e Prestiti S.p.A., who resigned from his position as Director, Chairman of the Board of Directors and member of the Executive Committee of Salini Impregilo.

38. Significant non-recurring events and transactions

The financial position, performance and cash flows of the Salini Impregilo Group have not been influenced by significant non-recurring events and transactions, as defined by Consob communication No. DEM/6064293.¹

39. Balances or transactions arising from atypical and/or unusual transactions

During 2015, the Salini Impregilo Group did not carry out any atypical and/or unusual transactions, as defined in the above Consob communication No. DEM/6064293.²

The Board of Directors
The Chairman

Signed on the original

1. Significant non-recurring operations are operations or facts that do not repeat themselves during normal activity.
2. Balances or transactions arising from atypical and/or unusual transactions are transactions that for the importance and significance, nature of the counterparties, subject of the transaction, modality for determining transfer prices and timings of facts can create doubts regarding: The correctness and completeness of the financial statement data, to conflicts of interest, to the safeguard of the company's assets, to the safeguard of minority shareholders.





**Condensed interim
consolidated
financial
statements of the
Salini Impregilo
Group - Scope
of Consolidation**

2015



Condensed interim consolidated financial statements of the Salini Impregilo Group - Scope of Consolidation

Name	Country	Currency	Share/quota Capital subscribed	% investment	% direct	% indirect	Held indirectly companies	Method 30.06.2015
Salini Impregilo S.p.A.	Italy	Euro	544,740,000	100		100		line-by-line
Alia S.c.r.l. (in liq.)	Italy	Euro	10,200	100		100	Imprepar S.p.A.	line-by-line
Aquilpark S.c.r.l. (in liq.)	Italy	Euro	10,000	51		51	Imprepar S.p.A.	line-by-line
Bocoge S.p.A. - Costruzioni Generali	Italy	Euro	1,702,720	100		100	Imprepar S.p.A.	line-by-line
Campione S.c.r.l. (in liq.)	Italy	Euro	11,000	99.9	99.9			line-by-line
CIS Divisione Prefabbricati Vibrocesa Scac - C.V.S. S.r.l. (in liq.)	Italy	Euro	10,000	100		100	INCAVE S.r.l.	line-by-line
CO. MAR. S.c.r.l. (in liq.)	Italy	Euro	10,200	84,99		84,99	Imprepar S.p.A.	line-by-line
Collegamenti Integrati Veloci C.I.V. S.p.A.	Italy			85	85			line-by-line
Compagnia Gestione Finanziarie - Co.Ge.Fin. S.r.l.	Italy	Euro	100,000	100	100			line-by-line
Compagnia Gestione Macchinari CO.GE.MA. S.p.A.	Italy	Euro	1,032,000	100	100			line-by-line
Congressi 91 S.c.r.l. (in liq.)	Italy	Euro	25,000	100		80	Impresa Castelli S.r.l.	line-by-line
						20	Bocoge S.p.A.	
Consorzio Acueducto Oriental	Rep. Republic			67	67			line-by-line
Consorzio Impregilo - OHL	Colombia			70		70	Impregilo Colombia SAS	line-by-line
Consorzio Impregilo Yarull	Rep. Republic			70	70			line-by-line
Consorzio Alta Velocità Torino/Milano - C.A.V.TO.MI.	Italy	Euro	5,000,000	74,69	74,69			line-by-line
Consorzio C.A.V.E.T. - Consorzio Alta Velocità Emilia/Toscana	Italy	Euro	5,422,797	75.98	75.98			line-by-line
Consorzio Caserma Donati	Italy	Euro	300,000	84.2	84.2			line-by-line
Consorzio CCTE (in liq.)	Italy	Euro	41,315	100	60	40	ILIM S.r.l.	line-by-line
Consorzio COCIV	Italy	Euro	516,457	68,25	64	4,25	C.I.V. S.p.A.	line-by-line
Consorzio FAT	Italy	Euro	46,000	100		99	Todini Costr. Generali S.p.A.	line-by-line
						1	CO.GE.MA. S.p.A.	
Consorzio Libyan Expressway Contractor	Italy	Euro	10,000	58	58			line-by-line
Consorzio Pielle (in liq.)	Italy	Euro	15,493	100		33.33	Imprepar S.p.A.	line-by-line
						66.67	Incave S.r.l.	
Consorzio Scilla (in liq.)	Italy	Euro	1,000	51	51			line-by-line
Consorzio Torre	Italy	Euro	5,000,000	94.6	94.6			line-by-line
Consorzio tra le Società Impregilo/Bordin/ Coppetti/Icep - CORAV	Italy	Euro	51,129	96.97	96.97			line-by-line
Consorzio/Vianini lavori/Impresit/Dal Canton/ Icis/Siderbeton - VIDIS (in liq.)	Italy	Euro	25,822	60		60	Imprepar S.p.A.	line-by-line
Constructora Ariguani SAS	Colombia	COP	100,000,000	58.22	58.22			line-by-line
Constructora Mazar Impregilo-Herdoiza Crespo	Ecuador			70	70			line-by-line
Construtora Impregilo y Asociados S.A. - CIGLA S.A.	Brasil	BRL	7,641,014	100	100			line-by-line

Condensed interim consolidated financial statements of the Salini Impregilo Group - Scope of Consolidation

Name	Country	Currency	Share/quota Capital subscribed	% investment	% direct	% indirect	Held indirectly companies	Method 30.06.2015
Copenaghen Metro Team I/S	Denmark			99.99	99.99			line-by-line
Corso del Popolo Engineering S.c.r.l.	Italy	Euro	10,000	64.71		64.71	Todini Costr. Generali S.p.A.	line-by-line
Corso del Popolo S.p.A.	Italy	Euro	1,200,000	55		55	Todini Costr. Generali S.p.A.	line-by-line
Costruzioni Ferroviarie Torinesi Duemila S.c.r.l. (in liq.)	Italy	Euro	10,328	100		100	INCAVE S.r.l.	line-by-line
CSC Impresa Costruzioni S.A.	Switzerland	CHF	2,000,000	100	100			line-by-line
Effepi - Finanza e Progetti S.r.l. (in liq.)	Italy	Euro	78,000	100		100	SGF INC S.p.A.	line-by-line
Empresa Constructora Angostura L.t.d.a.	Chile	CLP	50,000,000	65	65			line-by-line
Empresa Constructora Metro 6 L.t.d.a.	Chile	CLP	25,000,000	100	99.9	0.1	Cigla S.A.	line-by-line
Engeco France S.a.r.l.	France	Euro	15,470	100		99.67	Imprepar S.p.A.	line-by-line
						0.33	Incave S.r.l.	
EURL Todini Algerie	Algeria	Euro	63,000	100		100	Todini Costr. Generali S.p.A.	line-by-line
Eurotechno S.r.l. (in liq.)	Italy	Euro	26,245	100		100	Imprepar S.p.A.	line-by-line
FIBE S.p.A.	Italy	Euro	3,500,000	99.998	99.989	0.003	Impregilo Intern. Infrastruc. N.V.	line-by-line
						0.006	Fisia Italimpianti S.p.A.	
Fisia Italimpianti S.p.A.	Italy	Euro	10,000,000	100	100			line-by-line
Generalny Wykonawca Salini Polska - Impregilo - Kobylarnia S.A.	Poland			66.68	33.34	33.34	Salini Polska Limited Liability Company	line-by-line
Gestione Napoli S.r.l. (in liq.)	Italy	Euro	10,000	99	24	75	Fisia Italimpianti S.p.A.	line-by-line
Groupe Mediterranen di Travaux d'Infrastructures (in liq.)	Algeria	Euro	11,000	100		100	Todini Costr. Generali S.p.A.	line-by-line
Groupement Todini - Enaler Autoroute Algeria	Algeria			84		84	Todini Costr. Generali S.p.A.	line-by-line
Grupo ICT II SAS	Colombia	COP	1,000,000,000	100	100			line-by-line
I.L.IM. - Iniziative Lombarde Immobiliari S.r.l. (in liq.)	Italy	Euro	10,000	100	100			line-by-line
IGLYS S.A.	Argentina	ARS	17,000,000	100		98	Impregilo Intern. Infrastruc. N.V.	line-by-line
						2	INCAVE S.r.l.	
Imprefeal S.r.l.	Italy	Euro	20,000	100		100	Imprepar S.p.A.	line-by-line
Impregilo Colombia SAS	Colombia	COP	850,000,000	100	100			line-by-line
Impregilo International Infrastructures N.V.	Paesi Bassi	Euro	50,000,000	100	100			line-by-line
Impregilo Lidco Libya Co	Libya	DL	5,000,000	60	60			line-by-line
Impregilo New Cross Ltd	Great Britain	GBP	2	100		100	Impregilo Intern. Infrastruc. N.V.	line-by-line
Impregilo Parking Glasgow Ltd	Great Britain	GBP	1	100		100	Impregilo Intern. Infrastruc. N.V.	line-by-line
Impregilo S.p.A. - S.A. Healy Company UTE	Argentina	PAR	10,000	100	98	2	Healy S.A.	line-by-line
Impregilo-SK E&C-Galfar al Misnad J.V.	Qatar			41.25	41.25			line-by-line

Condensed interim consolidated financial statements of the Salini Impregilo Group - Scope of Consolidation

Name	Country	Currency	Share/quota Capital subscribed	% investment	% direct	% indirect	Held indirectly companies	Method 30.06.2015
Impregilo-Terna SNFCC J.V.	Greece	Euro	100,000	51	51			line-by-line
Imprepar-Impregilo Partecipazioni S.p.A.	Italy	Euro	3,100,000	100	100			line-by-line
Impresa Castelli S.r.l. (in liq.)	Italy	Euro	10,000	100		100	Imprepar S.p.A.	line-by-line
Impresit del Pacifico S.A.	Peru	PEN	35,000	100		100	Imprepar S.p.A.	line-by-line
INC - Algerie S.a.r.l.	Algeria	DZD	151,172,000	99.97		99.97	SGF INC S.p.A.	line-by-line
INCAVE S.r.l. (in liq.)	Italy	Euro	90,000	100		100	Imprepar S.p.A.	line-by-line
IS Joint Ventures	Australia			100	50	50	Salini Australia PTY L.t.d.	line-by-line
Joint Venture Impregilo S.p.A. - S.G.F. INC S.p.A.	Greece			100	99	1	SGF INC S.p.A.	line-by-line
Librino S.c.r.l. (in liq.)	Italy	Euro	45,900	66		66	Imprepar S.p.A.	line-by-line
M.A.VER S.c.a.r.l. (in liq.)	Italy	Euro	10,000	100		100	Todini Costr. Generali S.p.A.	line-by-line
Melito S.c.r.l. (in liq.)	Italy	Euro	77,400	66.67		66.67	Imprepar S.p.A.	line-by-line
Mercovia S.A.	Argentina	ARS	10,000,000	60		60	Impregilo Intern. Infrastruc. N.V.	line-by-line
Metro B S.r.l.	Italy	Euro	20,000,000	52.52	52.52			line-by-line
Metro B1 S.c.a.r.l.	Italy	Euro	100,000	80.7	80.7			line-by-line
Montenero S.c.r.l. (in liq.)	Italy	Euro	10,400	61.11		61.11	Imprepar S.p.A.	line-by-line
Perugia 219 S.c.r.l.	Italy	Euro	10,000	55		55	Todini Costr. Generali S.p.A.	line-by-line
PGH Ltd	Nigeria	NGN	52,000,000	100	100			line-by-line
Piscine dello Stadio S.r.l.	Italy	Euro	1,100,000	70		70	Todini Costr. Generali S.p.A.	line-by-line
Piscine S.c.r.l.	Italy	Euro	10,000	70		70	Todini Costr. Generali S.p.A.	line-by-line
Reggio Calabria - Scilla S.c.p.A.	Italy	Euro	35,000,000	51	51			line-by-line
RI.MA.TI. S.c.a.r.l.	Italy	Euro	100,000	83.42	83.42			line-by-line
Rivigo J.V. (Nigeria) Ltd	Nigeria	NGN	25,000,000	70		70	PGH Ltd	line-by-line
S. Leonardo Due S.c.r.l. (in liq.)	Italy	Euro	40,800	60		60	Imprepar S.p.A.	line-by-line
S. Leonardo S.c.r.l. (in liq.)	Italy	Euro	25,500	99.99		99.99	Imprepar S.p.A.	line-by-line
S.A. Healy Company	USA	USD	11,320,863	100	100			line-by-line
S.G.F. - I.N.C. S.p.A.	Italy	Euro	3,859,680	100	100			line-by-line
SA.CO.LAV. S.c.r.l. (in liq.)	Italy	Euro	10,000	100	100			line-by-line
SA.MA. S.c.a.r.l. (in liq.)	Italy	Euro	41,000	99	99			line-by-line
Salerno-Reggio Calabria S.c.p.A.	Italy	Euro	50,000,000	51	51			line-by-line
Salini - Impregilo Joint Venture for Mukorsi	Zimbabwe			100	99.9	0.1	Imprepar S.p.A.	line-by-line
Salini Rus L.t.d. Liability Company	Russia	Euro	74,000	99	99			line-by-line
Salini Australia PTY L.t.d.	Australia			100	100			line-by-line
Salini Bulgaria A.D.	Bulgaria	BGN	50,000	100	100			line-by-line
Salini Hydro L.t.d.	Irlanda	Euro	5,000	100	100			line-by-line
Salini Impregilo - Duha Joint Venture	Slovakia			75	75			line-by-line
Salini Impregilo - Healy J.V.	USA			100	60	40	Healy S.A.	line-by-line

Condensed interim consolidated financial statements of the Salini Impregilo Group - Scope of Consolidation

Name	Country	Currency	Share/quota Capital subscribed	% investment	% direct	% indirect	Held indirectly companies	Method 30.06.2015
Salini Impregilo - Salini Insaat - NTF J.V.	Turkey			85	55	30	Salini Insaat T.S.V.T.A.S.	line-by-line
Salini India Private L.t.d.	India	INR	17.500,000	100	95	5	CO.GE.MA. S.p.A.	line-by-line
Salini Insaat Taahhut Sanayi Ve Ticaret Anonim Sirketi	Turkey	TRY	50,000	100	100			line-by-line
Salini Malaysia SDN BHD	Malaysia	MYR	1,100,000	100	90	10	CO.GE.MA. S.p.A.	line-by-line
Salini Namibia Proprietary L.t.d.	Namibia			100	100			line-by-line
Salini Nigeria L.t.d.	Nigeria	NGN	10,000,000	100	99	1	CO.GE.MA. S.p.A.	line-by-line
Salini Polska - Todini - Salini Impregilo - Pribex - S3 JV	Poland	PLN		95	47.5	23.75	Todini Costr. Generali S.p.A.	line-by-line
						23.75	Salini Polska L.t.d. Liability Co	
Salini Polska - Todini - Salini Impregilo - Pribex - S8 JV	Poland	PLN		95	47.5	23.75	Todini Costr. Generali S.p.A.	line-by-line
						23.75	Salini Polska L.t.d. Liability Co	
Salini Polska L.t.d. Liability Co	Poland	PLN	393,000	100	100			line-by-line
Salini USA Inc	USA	USD	20,000	100	100			line-by-line
Salini-Kolin-GCF Joint Venture	Turkey	Euro	4,000	38	38			line-by-line
San Martino Prefabbricati S.p.A. (in liq.)	Italy	Euro	10,000	100		100	Impresa Castelli S.r.l.	line-by-line
Savico S.c.r.l. (in liq.)	Italy	Euro	10,200	100		81 19	Imprepar S.p.A. Sapin S.r.l.	line-by-line
Seli Tunneling Denmark A.p.s.	Denmark	DKK	130,000	100		100	Impregilo Intern. Infrastruc. N.V.	line-by-line
Società Autostrada Broni - Mortara S.p.A.	Italy	Euro	25,000,000	61.08	61.08			line-by-line
Società Industriale Prefabbricazione Edilizia del Mediterraneo - S.I.P.E.M. S.p.A. (in liq.)	Italy	Euro	10,000	100	100			line-by-line
Steinmuller International GmbH	Germania	Euro	25,000	100		100	Impregilo Intern. Infrastruc. N.V.	line-by-line
Suramericana de Obras Publicas C.A.- Suopca C.A.	Venezuela	VEB	2,874,118,000	100	99	1	CSC S.A.	line-by-line
Sviluppo Applicazioni Industriali - SAPIN S.r.l. (in liq.)	Italy	Euro	51,480	100		100	Imprepar S.p.A.	line-by-line
TB Metro S.r.l. (in liq.)	Italy	Euro	100,000	51	51			line-by-line
Todini - Hamila	Tunisia			100		100	Todini Costr. Generali S.p.A.	line-by-line
Todini - Takenaka Joint Venture	Azerbaijan			60		60	Todini Costr. Generali S.p.A.	line-by-line
Todini Akkord Salini	Ukraine			100	25	75	Todini Costr. Generali S.p.A.	line-by-line
Todini Central Asia	Kazakhstan	Euro	1,438,000	100		100	Todini Costr. Generali S.p.A.	line-by-line
Todini Costruzioni Generali S.p.A.	Italy	Euro	56,907,000	100	100			line-by-line
Todini-Impregilo Almaty Khorgos J.V.	Kazakhstan			100	50	50	Todini Costr. Generali S.p.A.	line-by-line
Trincerone Ferroviario S.c.r.l. (in liq.)	Italy	Euro	45,900	60		60	Imprepar S.p.A.	line-by-line

Condensed interim consolidated financial statements of the Salini Impregilo Group - Scope of Consolidation

Name	Country	Currency	Share/quota Capital subscribed	% investment	% direct	% indirect	Held indirectly companies	Method 30.06.2015
Vegas Tunnel Constructors	USA			100	40	60	Healy S.A.	line-by-line
Vittoria S.c.r.l. (in liq.)	Italy	Euro	20,400	58		58	Imprepar S.p.A.	line-by-line
Arge Tulfes Pfans	Austria	Euro	1,000	49	49			joint oper.
Arriyad New Mobility Consortium	Arabia			33.48	33.48			joint oper.
Civil Works Joint Ventures	Arabia			66	66			joint oper.
CMC - Mavundla - Impregilo J.V.	South Africa			39.2	39.2			joint oper.
Consortio Contuy Medio Grupo A C.I. S.p.A. Ghella Sogene C.A., Otaola C.A.	Venezuela			36.4	36.4			joint oper.
Consortio Constructor M2 Lima	Peru			25.5	25.5			joint oper.
Ghazi-Barotha Contractors J.V.	Switzerland			57.8	57.8			joint oper.
Impregilo-Healy-Parsons J.V.	USA	USD		65	45	20	Healy S.A.	joint oper.
Kayi Salini Samsung Joint Venture	Turkey	Euro		33	33			joint oper.
Nathpa Jhakri J.V.	India	USD	1,000,000	60	60			joint oper.
Riyadh Metro Line 3	Arabia	SAD	10,000,000	66	66			joint oper.
Tristar Salini Joint Venture	Arab Emirates			40	40			joint oper.
Aegek-Impregilo-Aslom J.V.	Greece			45.8	45.8			equity
Aguas del Gran Buenos Aires S.A. (in liq.)	Argentina	ARS	45,000,000	42.58	16.5	23,72	Impregilo Intern. Infrastruc. N.V.	equity
						2.36	Iglys. S.A.	
Aguas del Oeste S.A.	Argentina	ARS	170,000	33.33		33.33	Iglys S.A.	equity
ANBAFER S.c.r.l. (in liq.)	Italy	Euro	25,500	50		50	Imprepar S.p.A.	equity
Ancipa S.c.r.l. (in liq.)	Italy	Euro	10,200	50		50	Imprepar S.p.A.	equity
Arbeitsgemeinschaft Tunnel Umfahrung Saas (ATUS)	Switzerland			32		32	CSC S.A.	equity
Arge Haupttunnel Eyholz	Switzerland			36		36	CSC S.A.	equity
Arge Sisto N8	Switzerland			50		50	CSC S.A.	equity
Arge Uetlibergtunnel	Switzerland			15		15	CSC succ. Zurigo	equity
Autopistas del Sol S.A.	Argentina	ARS	175,396,394	19.82		19.82	Impregilo Intern. Infrastruc. N.V.	equity
B.O.B.A.C. S.c.a.r.l. (in liq.)	Italy	Euro	10,200	50		50	SGF INC S.p.A.	equity
Barnard Impregilo Healy J.V.	USA			45	25	20	Healy S.A.	equity
C.P.R.2	Italy	Euro	2,000	35.97		35.97	Todini Costr. Generali S.p.A.	equity
C.P.R.3	Italy	Euro	2,000	35.97		35.97	Todini Costr. Generali S.p.A.	equity
C.U.S. Consorzio Umbria Sanità (in liq.)	Italy	Euro	10,000	31		31	Todini Costr. Generali S.p.A.	equity
Cagliari 89 S.c.r.l. (in liq.)	Italy	Euro	10,200	49		49	Sapin S.r.l.	equity
CE.S.I.F. S.c.p.A. (in liq.)	Italy	Euro	250,000	24.18	24.18			equity
CGR Consorzio Galliera Roveredo	Switzerland			37.5		37.5	CSC S.A.	equity
Churchill Construction Consortium	Great Britain			30		30	Impregilo New Cross Ltd	equity
Churchill Hospital J.V.	Great Britain			50		50	Impregilo New Cross Ltd	equity

Condensed interim consolidated financial statements of the Salini Impregilo Group - Scope of Consolidation

Name	Country	Currency	Share/quota Capital subscribed	% investment	% direct	% indirect	Held indirectly companies	Method 30.06.2015
CMC - Consorzio Monte Ceneri lotto 851	Switzerland			40		40	CSC S.A.	equity
Coincar S.A.	Argentina	ARS	40,465,122	35	26.25	8.75	Iglys S.A.	equity
Con. Sal S.c.n.c. (in liq.)	Italy	Euro	15,000	30	30			equity
Consorzio Agua Azul S.A.	Peru	PEN	69,001,000	25.5		25.5	Impregilo Intern. Infrastruc. N.V.	equity
Consorzio Carvalho Pinto	Brasil			40	20	20	Cigla S.A.	equity
Consorzio Cigla-Sade	Brasil			50		50	Cigla S.A.	equity
Consorzio Contuy Medio	Venezuela			29.04	29.04			equity
Consorzio Federici/Impresit/Ice Cochabamba	Bolivia	USD	100,000	25		25	Imprepar S.p.A.	equity
Consorzio Grupo Contuy-Proyectos y Obras de Ferrocarriles	Venezuela			33.33	33.33			equity
Consorzio Imigrantes	Brasil			50		50	Cigla S.A.	equity
Consorzio Normetro	Portogallo			13.18	13.18			equity
Consorzio OIV-TOCOMA	Venezuela			40	40			equity
Consorzio Serra do Mar	Brasil			50	25	25	Cigla S.A.	equity
Consorzio V.I.T. - Tocoma	Venezuela			35	35			equity
Consorzio V.I.T. Caroni - Tocoma	Venezuela			35	35			equity
Consorzio V.S.T.	Venezuela			35		35	Suropca C.A.	equity
Consorzio V.S.T. Tocoma	Venezuela			30	30			equity
Consorzio Astaldi-Federici-Todini (in liq.)	Italy	Euro	46,000	33.34		33.34	Todini Costr. Generali S.p.A.	equity
Consorzio Astaldi-Federici-Todini Kramis	Italy	Euro	100,000	50		50	Todini Costr. Generali S.p.A.	equity
Consorzio Biaschina	Switzerland			33.34		33.34	CSC S.A.	equity
Consorzio CEMS	Switzerland			33.4		33.4	CSC S.A.	equity
Consorzio CGMR	Switzerland			40		40	CSC S.A.	equity
Consorzio Coltum	Switzerland			50		50	CSC S.A.	equity
Consorzio Consavia S.c.n.c. (in liq.)	Italy	Euro	20,658	50		50	Imprepar S.p.A.	equity
Consorzio Costruttori Strade Lazio - COSTRAL (in liq.)	Italy	Euro	20,000	70		70	Todini Costr. Generali S.p.A.	equity
Consorzio del Sinni	Italy	Euro	51,646	43,16		43,16	Imprepar S.p.A.	equity
Consorzio di Riconversione Industriale Apuano - CO.RI.A. S.c.r.l.	Italy	Euro	46,481	10		10	Imprepar S.p.A.	equity
Consorzio Edilizia Sociale Industrializzata Lazio - CESIL (in liq.)	Italy	Euro	49,993	19.79		19.79	Imprepar S.p.A.	equity
Consorzio EPC	Peru			18.25	18.25			equity
Consorzio Felce BP	Switzerland			33.34		33.34	CSC S.A.	equity
Consorzio Felce lotto 101	Switzerland			25		25	CSC S.A.	equity
Consorzio Ferrofir (in liq.)	Italy	Euro	30,987	33.33		33.33	Imprepar S.p.A.	equity
Consorzio Ferroviario Milanese	Italy	Euro	154,937	18.26		18.26	Imprepar S.p.A.	equity
Consorzio Imprese Lavori FF.SS. di Saline - FEIC	Italy	Euro	15,494	33.33		33.33	Imprepar S.p.A.	equity
Consorzio Iniziative Ferroviarie - INFER	Italy	Euro	41,316	35		35	Imprepar S.p.A.	equity

Condensed interim consolidated financial statements of the Salini Impregilo Group - Scope of Consolidation

Name	Country	Currency	Share/quota Capital subscribed	% investment	% direct	% indirect	Held indirectly companies	Method 30.06.2015
Consorzio Iricav Due	Italy	Euro	510,000	27.28	27.28			equity
Consorzio Kallidromo	Greece	Euro	29,347	20.7		20.7	Todini Costr. Generali S.p.A.	equity
Consorzio Lavori Interventi Straordinari Palermo - Colispa S.c.r.l. (in liq.)	Italy	Euro	21,420	29.76		29.76	Imprepar S.p.A.	equity
Consorzio MARC - Monitoraggio Ambientale Regione Campania (in liq.)	Italy	Euro	25,822	10		10	Effepi S.r.l.	equity
Consorzio MITECO (in liq.)	Italy	Euro	10,000	44.16	44.16			equity
Consorzio MM4	Italy	Euro	200,000	31.05	31.05			equity
Consorzio MPC	Switzerland			33		33	CSC S.A.	equity
Consorzio NOG.MA (in liq.)	Italy	Euro	600,000	14	14			equity
Consorzio Pedelombarda 2	Italy	Euro	10,000	40	40			equity
Consorzio Piottino	Switzerland			25		25	CSC S.A.	equity
Consorzio Pizzarotti Todini-Kef-Eddir.	Italy	Euro	100,000	50		50	Todini Costr. Generali S.p.A.	equity
Consorzio Portale Vezia (CVP Lotto 854)	Switzerland			60		60	CSC S.A.	equity
Consorzio Probin	Switzerland			50		50	CSC S.A.	equity
Consorzio Sarda Costruzioni Generali - SACOGEN	Italy	Lit	20,000,000	25		25	Sapin S.r.l.	equity
Consorzio Sardo d'Imprese (in liq.)	Italy	Euro	103,291	34.38		34.38	Sapin S.r.l.	equity
Consorzio SI.VI.CI.CA.	Switzerland			25		25	CSC S.A.	equity
Consorzio SIVICICA 3	Switzerland			25		25	CSC S.A.	equity
Consorzio SIVICICA 4	Switzerland			25		25	CSC S.A.	equity
Consorzio Stazione Mendrisio	Switzerland			25		25	CSC S.A.	equity
Consorzio TAT-Tunnel Alp Transit Ticino, Arge	Switzerland			25	17.5	7.5	CSC S.A.	equity
Consorzio Trevi - S.G.F. INC per Napoli	Italy	Euro	10,000	45		45	SGF INC S.p.A.	equity
Constuctora Embalse Casa de Piedra S.A. (in liq.)	Argentina	ARS	821	72.93		72.93	Imprepar S.p.A.	equity
CSLN Consorzio	Switzerland			28		28	CSC S.A.	equity
Depurazione Palermo S.c.r.l. (in liq.)	Italy	Euro	10,200	50		50	Imprepar S.p.A.	equity
Diga Ancipa S.c.r.l. (in liq.)	Italy	Euro	10,200	50		50	Imprepar S.p.A.	equity
E.R. Impregilo/Dumez y Asociados para Yaciretê - ERIDAY	Argentina	USD	539.400	20.75	18.75	2	Iglys S.A.	equity
EDIL.CRO S.c.r.l. (in liq.)	Italy	Euro	10,200	16.65		16.65	Bocoge S.p.A.	equity
Edil.Gi. S.c.r.l. (in liq.)	Italy	Lit	20,000,000	50		50	Imprepar S.p.A.	equity
EDILFI S.c.r.l. (in liq.)	Italy	Euro	10,000	100		100	Todini Costr. Generali S.p.A.	equity
Empresa Constructora Lo Saldes L.t.d.a.	Chile	CLP	10,000,000	35	35			equity
Enecor S.A.	Argentina	ARS	8,000,000	30		30	Impregilo Intern. Infrastruc. N.V.	equity
Eurolink S.c.p.A.	Italy	Euro	150,000,000	45	45			equity
Executive J.V. Impregilo S.p.A. Terna S.A. - Alte S.A. (in liq.)	Greece			33.33	33.33			equity
FE.LO.VI. S.c.n.c. (in liq.)	Italy	Euro	25,822	32.5		32.5	Imprepar S.p.A.	equity

Condensed interim consolidated financial statements of the Salini Impregilo Group - Scope of Consolidation

Name	Country	Currency	Share/quota Capital subscribed	% investment	% direct	% indirect	Held indirectly companies	Method 30.06.2015
Forum S.c.r.l. (in liq.)	Italy	Euro	51,000	20	20			equity
Galileo S.c.r.l. (in liq.)	Italy	Euro	10,000	40		40	Todini Costr. Generali S.p.A.	equity
Gaziantep Hastane Sanglik Hizmetleri Isletme Yatirim Joint Stock Company	Turkey	TRY	10,000,000	28	28			equity
Grupo Empresas Italianas - GEI	Venezuela	VEB	10,000,000	33.33	33.33			equity
Grupo Unidos Por El Canal S.A.	Panama	USD	1,000,000	48	48			equity
Healy-Yonkers-Atlas-Gest J.V.	USA			45		45	Healy S.A.	equity
Hemus Motorway A.D. (in liq.)	Bulgaria	BGN	1,300,000	51	51			equity
Impregilo - Rizzani de Eccher J.V.	Arab Emirates			67	67			equity
Impregilo Arabia Ltd	Arabia	SAD	40,000,000	50	50			equity
Impregilo Cogefar New Esna Barrage J.V. (in liq.)	Egypt	Euro	51,645	100		99	Imprepar S.p.A.	equity
						1	INCAVE S.r.l.	
Impregilo Wolverhampton Ltd	Great Britain	GBP	1,000	20		20	Impregilo Intern. Infrastruc. N.V.	equity
Imprese Riunite Genova Irg S.c.r.l. (in liq.)	Italy	Euro	25,500	26.3		26.3	Imprepar S.p.A.	equity
Imprese Riunite Genova Seconda S.c.r.l. (in liq.)	Italy	Euro	25,000	26.3		26.3	Imprepar S.p.A.	equity
Impresit Bakolori Plc	Nigeria	NGN	100,800,000	50.71	50.71			equity
Interstate Healy Equipment J.V.	USA			45		45	Healy S.A.	equity
IRINA S.r.l. (in liq.)	Italy	Euro	103,000	36		36	Todini Costr. Generali S.p.A.	equity
Isarco S.c.r.l.	Italy	Euro	10,000	41	41			equity
Isibari S.c.r.l.	Italy	Euro	15,300	55		55	Bocoge S.p.A.	equity
Italsagi SP. ZO.O	Poland	PLN	10,000	66	33	33	Imprepar S.p.A.	equity
Joint Venture Aegek-Impregilo- Ansaldo-Seli-Ansaldobreda	Greece			26.71	26.71			equity
Joint Venture Aktor Ate - Impregilo S.p.A. (Constantinos)	Greece			40	40			equity
Joint Venture Impregilo S.p.A. - Empedok S.A. - Aktor A.T.E.	Greece			66	66			equity
Joint Venture Kallidromo	Greece	Euro	8,804	23		23	Todini Costr. Generali S.p.A.	equity
Joint Venture Terna - Impregilo	Greece			45	45			equity
La Quado S.c.a.r.l.	Italy	Euro	10,000	35	35			equity
Line 3 Metro Stations	Greece			50	50			equity
Lodigiani-Pgel J.V. (in liq.)	Pakistan			100		100	Imprepar S.p.A.	equity
Metro Blu S.c.r.l.	Italy	Euro	10,000	50	50			equity
Metro de Lima Linea 2 S.A.	Peru	PEN	166,200,000	18.25	18.25			equity
Metrogenova S.c.r.l.	Italy	Euro	25,500	35.63	35.63			equity
Nuovo Dolonne S.c.r.l. (in liq.)	Italy	Euro	50,000	100	100			equity
Ochre Solutions Holdings Ltd	Great Britain	GBP	20,000	40		40	Impregilo Intern. Infrastruc. N.V.	equity
Olbia 90 S.c.r.l. (in liq.)	Italy	Euro	10,200	24.5		24.5	Sapin S.r.l.	equity


Condensed interim consolidated financial statements of the Salini Impregilo Group - Scope of Consolidation

Name	Country	Currency	Share/quota Capital subscribed	% investment	% direct	% indirect	Held indirectly companies	Method 30.06.2015
Pantano S.c.r.l. (in liq.)	Italy	Euro	41,000	10.5	10.5			equity
Passante di Mestre S.c.p.A.	Italy	Euro	10,000,000	42	42			equity
Passante Dorico S.p.A.	Italy	Euro	24,000,000	47	47			equity
Pedelombarda S.c.p.A.	Italy	Euro	80,000,000	47	47			equity
Pedemontana Veneta S.p.A. (in liq.)	Italy	Euro	6,000,000	20.23	20.23			equity
Pietrarossa S.c.r.l. (in liq.)	Italy	Euro	10,200	50		50	Imprepar S.p.A.	equity
Puentes del Litoral S.A. (in liq.)	Argentina	ARS	43,650,000	26	22	4	Iglys S.A.	equity
RCCF Nodo di Torino S.c.p.A. (in liq.)	Italy	Euro	102,000	26		26	INCAVE S.r.l.	equity
Risalto S.r.l. (in liq.)	Italy	Euro	89,000	100	66.67	33.33	Todini Costr. Generali S.p.A.	equity
Riviera S.c.r.l.	Italy	Euro	50,000	12.94	12.94			equity
S. Anna Palermo S.c.r.l. (in liq.)	Italy	Euro	40,800	71.6	71.6			equity
S. Ruffillo S.c.r.l.	Italy	Euro	60,000	35	35			equity
Saces S.r.l. (in liq.)	Italy	Euro	26,000	37		37	Imprepar S.p.A.	equity
Salini Acciona Joint Venture	Ethiopia	Euro	20,000	50	50			equity
Salini Canada Inc.	Canada	CAD	10,000	100	100			equity
Salini Strabag Joint Ventures	Guinea	Euro	10,000	50	50			equity
San Benedetto S.c.r.l. (in liq.)	Italy	Euro	25,823	57		57	Imprepar S.p.A.	equity
San Giorgio Caltagirone S.c.r.l. (in liq.)	Italy	Euro	25,500	33		33	Imprepar S.p.A.	equity
SCAT 5 S.c.r.l. (in liq.)	Italy	Euro	26,000	25		25	Todini Costr. Generali S.p.A.	equity
Sclafani S.c.r.l. (in liq.)	Italy	Euro	10,400	41		41	Imprepar S.p.A.	equity
SEDI S.c.r.l.	Italy	Euro	10,000	34		34	Todini Costr. Generali S.p.A.	equity
SFI Leasing Company	USA			30	30			equity
Shimmick CO. INC. - FCC CO S.A. - Impregilo S.p.A. - J.V.	USA			30	30			equity
SI.VI.CI.CA. 2	Switzerland			25		25	CSC S.A.	equity
Sirjo S.c.p.A.	Italy	Euro	30,000,000	40	40			equity
Sistranyac S.A.	Argentina	ARS	3,000,000	20.1		20.1	Impregilo Intern. Infrastruc. N.V.	equity
Società di Progetto Consortile per Azioni M4	Italy	Euro	360,000	29	29			equity
Soingit S.c.r.l. (in liq.)	Italy	Lit	80,000,000	29.49		29.49	Imprepar S.p.A.	equity
SPV Linea M4 S.p.A.	Italy	Euro	1,200,000	9.67	9.67			equity
Stazione Tribunale S.c.r.l.	Italy	Euro	20,000	43	43			equity
Strade e Depuratori Palermo S.c.r.l.	Italy	Euro	10,200	16		16	Imprepar S.p.A.	equity
Techint S.A.C.I.- Hochtief A.G.- Impregilo S.p.A.-Iglys S.A. UTE	Argentina			35	26.25	8.75	Iglys S.A.	equity
Thessaloniki Metro CW J.V.	Greece			42.5	42.5			equity
TM-Salini Consortium	Malaysia			90	90			equity
Todedil S.c.r.l. (in liq.)	Italy	Euro	10,000	85		85	Todini Costr. Generali S.p.A.	equity
Trasimeno S.c.r.l. (in liq.)	Italy	Euro	10,000	30		30	Todini Costr. Generali S.p.A.	equity

Condensed interim consolidated financial statements of the Salini Impregilo Group - Scope of Consolidation

Name	Country	Currency	Share/quota Capital subscribed	% investment	% direct	% indirect	Held indirectly companies	Method 30.06.2015
Variante di Valico S.c.r.l. (in liq.)	Italy	Euro	90,000	100	66.67	33.33	Todini Costr. Generali S.p.A.	equity
VE.CO. S.c.r.l.	Italy	Euro	10,200	25	25			equity
Wohnanlage Hohenstaufenstrasse Wiesbaden	Germany			62.7		62.7	Imprepar S.p.A.	equity
Yacylec S.A.	Argentina	ARS	20,000,000	18.67		18.67	Impregilo Intern. Infrastruc. N.V.	equity
Yuma Concessionaria S.A.	Colombia	COP	26,000,100,000	40	40			equity





**Statement on
the condensed
interim
consolidated
financial
statements**

2015

Statement on the condensed interim consolidated financial statements

Statement on the condensed interim consolidated financial statements

pursuant to article 81-ter of Consob regulation No. 11971 of May 14, 1999 and subsequent amendments and integrations

- 1.** Considering the provisions of article 154-bis, paragraphs 3 and 4 of Legislative Decree No. 58 of February 24, 1998, Pietro Salini, as CEO, and Massimo Ferrari, as manager in charge of financial reporting, of Salini Impregilo S.p.A., hereby state:
 - that the administrative and accounting procedures are adequate given the Group's characteristics
 - that they were actually applied during the first half of 2015 to prepare the condensed interim consolidated financial statements
- 2.** No significant issues arose.
- 3.** Moreover, they state that:
 - 3.1** the condensed interim consolidated financial statements:
 - a.** have been prepared in accordance with the applicable International Financial Reporting Standards endorsed by the European Union pursuant to EC Regulation 1606/2002 of the European Parliament and Council of July 19, 2002;
 - b.** are consistent with the accounting records and entries;
 - c.** are suitable to give a true and fair view of the financial position and the results of operations and cash flows of the issuer and its consolidated companies.
 - 3.2** The Interim Directors' Report includes a reliable analysis of the important events that took place during the first six months of the year and their impact on the condensed interim financial statements, together with information about the key risks and uncertainties for the remaining six months of the year. The Directors' Report also includes a reliable analysis of information on significant transactions with related parties.

Milan, August 3, 2015

The Chief Executive Officer
Pietro Salini

Signed on the original


The Manager in charge
of financial reporting
Massimo Ferrari

Signed on the original



Auditors' Report

2015





KPMG S.p.A.
Revisione e organizzazione contabile
 Via Vittor Pisani, 25
 20124 MILANO MI

Telefono: +39 02 6763.1
 Telefax: +39 02 67632449
 e-mail: it-imauditaly@kpmg.it
 PEC: kpmgspa@pec.kpmg.it

(Translation from the Italian original which remains the definitive version)

Report on review of condensed interim consolidated financial statements

To the Shareholders of
 Salini Impregilo S.p.A.

Introduction

We have reviewed the accompanying condensed interim consolidated financial statements of the Salini Impregilo Group, comprising the statement of financial position, income statement, statement of comprehensive income, statement of cash flows, statement of changes in equity and notes thereto, as at and for the six months ended 30 June 2015. The parent's directors are responsible for the preparation of these condensed interim consolidated financial statements in accordance with the International Financial Reporting Standard applicable to interim financial reporting (IAS 34), endorsed by the European Union. Our responsibility is to express a conclusion on these condensed interim consolidated financial statements based on our review.

Scope of Review

We conducted our review in accordance with Consob (the Italian Commission for Listed Companies and the Stock Exchange) guidelines set out in Consob resolution no. 10867 dated 31 July 1997. A review of condensed interim consolidated financial statements consists of making inquiries, primarily of persons responsible for financial and accounting matters, applying analytical and other review procedures. A review is substantially less in scope than an audit conducted in accordance with International Standards on Auditing as adopted in Italy (ISA Italia) and, consequently, does not enable us to obtain assurance that we would become aware of all significant matters that might be identified in an audit. Accordingly, we do not express an audit opinion on the condensed interim consolidated financial statements.

Conclusion

Based on our review, nothing has come to our attention that causes us to believe that the condensed interim consolidated financial statements of the Salini Impregilo Group as at and for the six months ended 30 June 2015 have not been prepared, in all material respects, in accordance with the International Financial Reporting Standard applicable to interim financial reporting (IAS 34), endorsed by the European Union.



Salini Impregilo Group
Report on review of condensed interim
consolidated financial statements
30 June 2015

Emphasis of Matter

Without modifying our conclusion, we bring your attention to the following:

1. USW Campania projects

The directors have described the development of the issues concerning the activities for the construction and operation of urban solid waste ("USW") plants carried out in Campania under the direction of the two special purpose entities Fibe S.p.A. and Fibe Campania S.p.A. (now merged into Fibe S.p.A.). Reference should be made to the "Risk areas and litigation" section of the directors' report and the notes to the condensed interim consolidated financial statements for further information.

2. Situation in Libya

The directors described the situation of the Salini Impregilo Group's activities in Libya. Reference should be made to the "Risk areas and litigation" section of the directors' report and the notes to the condensed interim consolidated financial statements for further information.

3. Comparative information

The directors described the methods used to restate the prior year corresponding figures for comparative purposes.

Reference should be made to the "Introductory remarks concerning the comparability of the income statement and statement of financial position data" section of the directors' report for further information.

Other Matters

The consolidated financial statements of the previous year and the condensed interim consolidated financial statements as at and for the six months ended 30 June 2014 have been respectively audited and reviewed by another auditor who expressed an unmodified opinion on the consolidated financial statements and an unmodified conclusion on the condensed interim consolidated financial statements on 8 April 2015 and on 8 August 2014, respectively.

Milan, 5 August 2015

KPMG S.p.A.

(signed on the original)

Paola Maiorana
 Director of Audit

This document is available at:

www.salini-impregilo.com

Salini Impregilo S.p.A.

A company subject to management
and coordination by Salini Costruttori S.p.A.

Salini Impregilo S.p.A.
Share capital € 544,740,000

Registered office in Milan, Via dei Missaglia 97
Tax code and Milan
Company Registration No. 00830660155
R.E.A. No. 525502 - VAT No. 02895590962

salini-impregilo.com